




Precision Digital Corporation

233 South Street
Hopkinton MA 01748
Phone (508) 655 - 7300
Email sales@predig.com



www.predig.com

Part Number PDEA-A4PVA6-PL-1FGYRH-H-D

SAMPLE

Manufacturer	Precision Digital Corporation	Feed-In Voltage	120VAC
Project Description	Process Value Alarm	Control Voltage	120VAC
Type	Standard Product	Environmental Rating	UL Type 4X
Regulation	UL508A	Short Circuit Current Rating	N/A

Created on 04/10/26

Edit date 05/29/26

by: SLEONARD

Number of pages 11

Creation Date 04/10/26	Creator Name SLEONARD	Specifications: UL508A LISTED CONTROL PANEL Class 1 Control Circuit Incoming Power: 120 VAC 50/60 HZ, 5A Fuse Spec: UL Listed 125/250 VAC 5A Circuit Breaker Spec: UL Listed 240 VAC/48 VDC, 10A, 1-pole, C curve	Installation Requirements: Use only Copper Conductors rated 250V min, 60°C min. Tighten Fuse Terminals to 7 in-lbs. Tighten Circuit Breaker Terminals to 21 in-lbs. Tighten GND and N Terminal Blocks to 4.4 in-lbs. Tighten all other Field Terminals to 3.5 in-lbs. Use conduit hubs or fittings with the same environmental rating as the enclosure.	Notes:		Project Name PDEA-A4PVA6-PL-1FGYRH-H-D 233 South Street Hopkinton, MA 01748 Phone: (508) 655-7300 www.predig.com	Project Description Process Value Alarm	Document Type Title page / cover sheet	Section Page NO. 1 of 2		
Mod. Date 05/29/26	Mod. Name SLEONARD					Drawing Number DWG-PDEA-A4PVA6-PL-1FGYRH-H-D	UL Requirement UL508A	Scale 1 : 1	Page Title: Title Page	Project Sheet NO. 1 of 11	REV. B

Table of Contents

Precision Digital Corporation

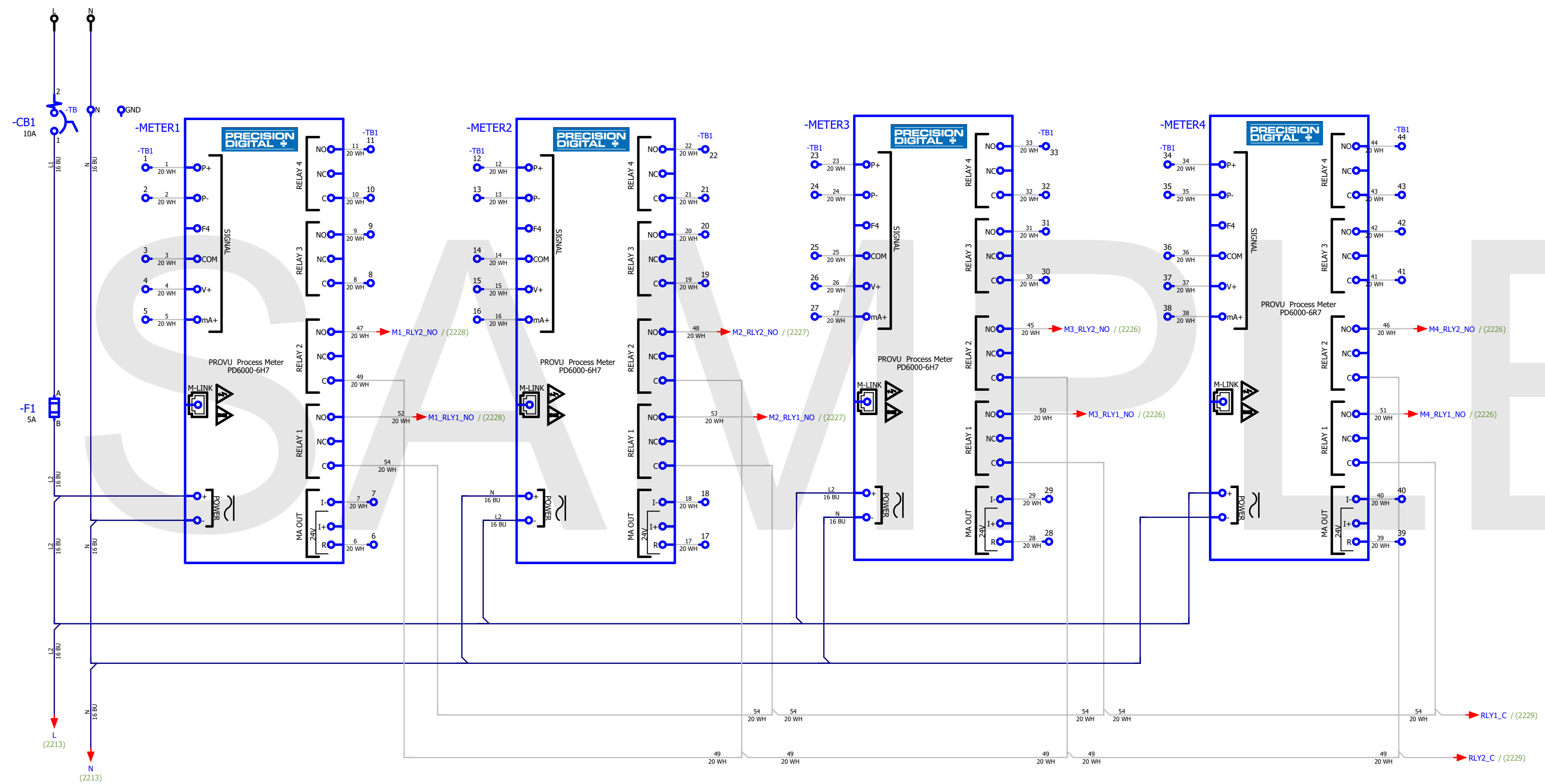
233 South Street
Hopkinton MA, 01748

Page	Page Description	Date	Edited By
1	Title Page	05/29/26	SLEONARD
2	Table of Contents	05/29/26	SLEONARD
Electrical Schematic			
3	Internal Panel Wiring	05/29/26	SLEONARD
4	Internal Panel Wiring	05/29/26	SLEONARD
Panel Layout			
5	Subpanel Layout	05/29/26	SLEONARD
6	External Enclosure Layout	05/29/26	SLEONARD
Bill of Materials			
7	Summarized Parts List	05/29/26	SLEONARD
8	Summarized Parts List	05/29/26	SLEONARD
9	Summarized Parts List	05/29/26	SLEONARD
10	Summarized Parts List	05/29/26	SLEONARD
11	Summarized Parts List	05/29/26	SLEONARD

SAMPLE

Creation Date 04/10/26	Creator Name SLEONARD	Specifications: UL508A LISTED CONTROL PANEL Class 1 Control Circuit Incoming Power: 120 VAC 50/60 HZ, 5A Fuse Spec: UL Listed 125/250 VAC 5A Circuit Breaker Spec: UL Listed 240 VAC/48 VDC, 10A, 1-pole, C curve	Installation Requirements: Use only Copper Conductors rated 250V min, 60°C min. Tighten Fuse Terminals to 7 in-lbs. Tighten Circuit Breaker Terminals to 21 in-lbs. Tighten GND and N Terminal Blocks to 4.4 in-lbs. Tighten all other Field Terminals to 3.5 in-lbs. Use conduit hubs or fittings with the same environmental rating as the enclosure.	Notes:		Project Name PDEA-A4PVA6-PL-1FGYRH-H-D	Project Description Process Value Alarm	Document Type Table of contents	Section Page NO. 2 of 2	
Mod. Date 05/29/26	Mod. Name SLEONARD					Drawing Number DWG-PDEA-A4PVA6-PL-1FGYRH-H-D	UL Requirement UL508A	Scale 1 : 1	Page Title: Table of Contents	Project Sheet NO. 2 of 11

109
110
111
112
113
114
115
116
117
118
119
120
121
122
123
124
125
126
127
128
129
130
131
132
133
134
135
136
137
138
139



PANEL TO BEAR
UL508A LABEL

UL LISTED UL508A LISTED CONTROL PANEL

NOTE:
Specifications:
Class 1 Control Circuit
Incoming Power: 120 VAC 50/60 HZ, 5A
Fuse Spec: UL Listed 125/250 VAC 5A
Circuit Breaker Spec:
UL Listed 240 VAC/48 VDC, 10A, 1-pole, C curve

Installation Requirements:
Use only Copper Conductors rated 250V min, 60°C min.
Tighten Fuse Terminals to 7 in-lbs.
Tighten Circuit Breaker Terminals to 21 in-lbs.
Tighten GND and N Terminal Blocks to 4.4 in-lbs.
Tighten all other Field Terminals to 3.5 in-lbs.
Use conduit hubs or fittings with the same environmental rating as the enclosure.

Creation Date 04/10/26	Creator Name SLEONARD	<p>233 South Street Hopkinton, MA 01748 Phone: (508) 655-7300 www.predig.com</p>	Project Name PDEA-A4PVA6-PL-1FGYRH-H-D	Project Description Process Value Alarm		Document Type Schematic multi-line	Section Page NO. 1 of 2	
Mod. Date 05/29/26	Mod. Name SLEONARD		Drawing Number DWG-PDEA-A4PVA6-PL-1FGYRH-H-D	UL Requirement UL508A	Scale 1 : 2	Page Title: Internal Panel Wiring	Project Sheet NO. 3 of 11	REV. B

NOTES

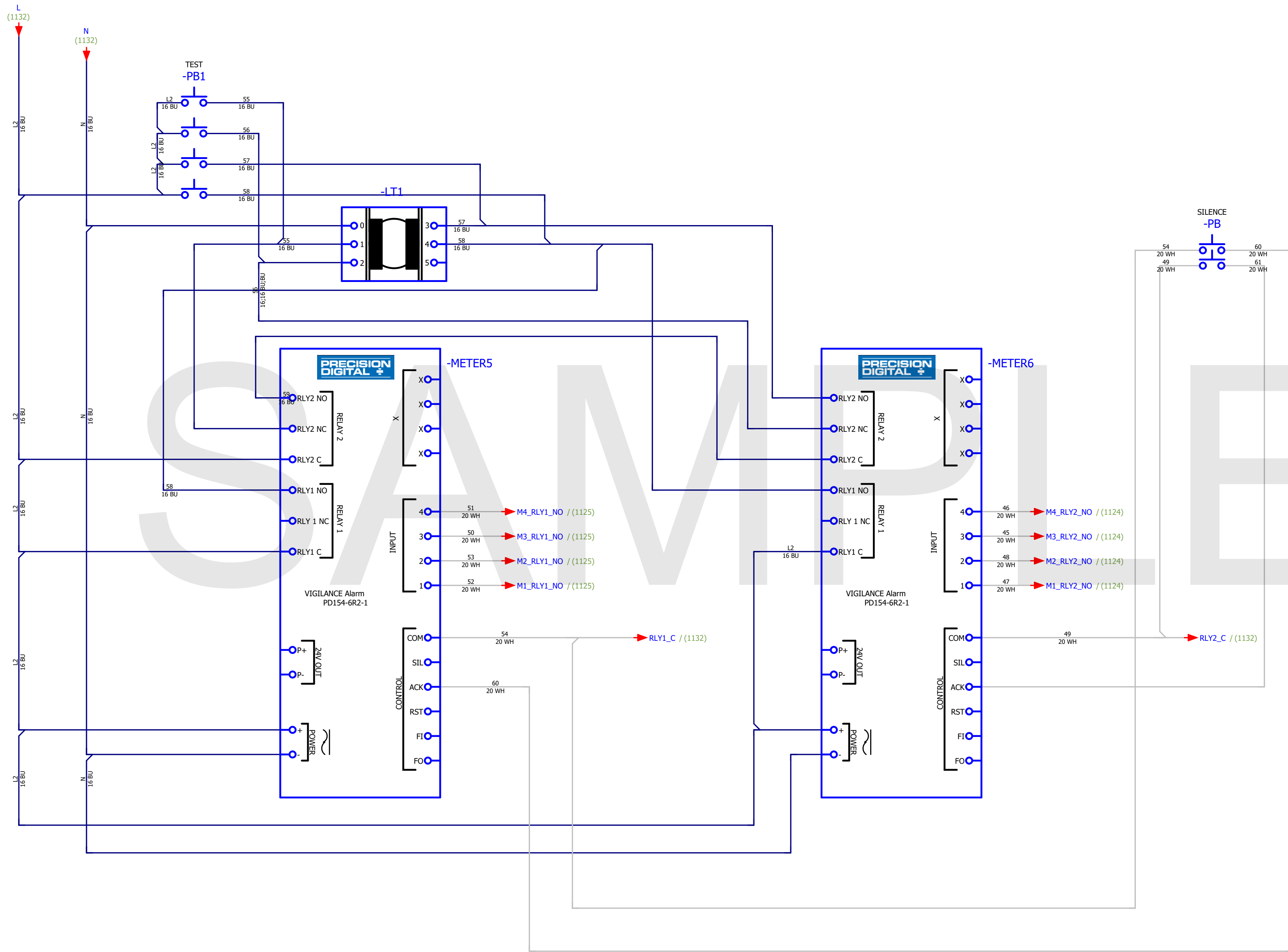
1.) LT1 - 120VAC Light Stack Configuration

- Pin 1 = Flashing Green Module
- Pin 2 = Flashing Yellow Module
- Pin 3 = Flashing Red Module
- Pin 4 = Horn Module

**PANEL TO BEAR
UL508A LABEL**

UL LISTED UL508A LISTED CONTROL PANEL

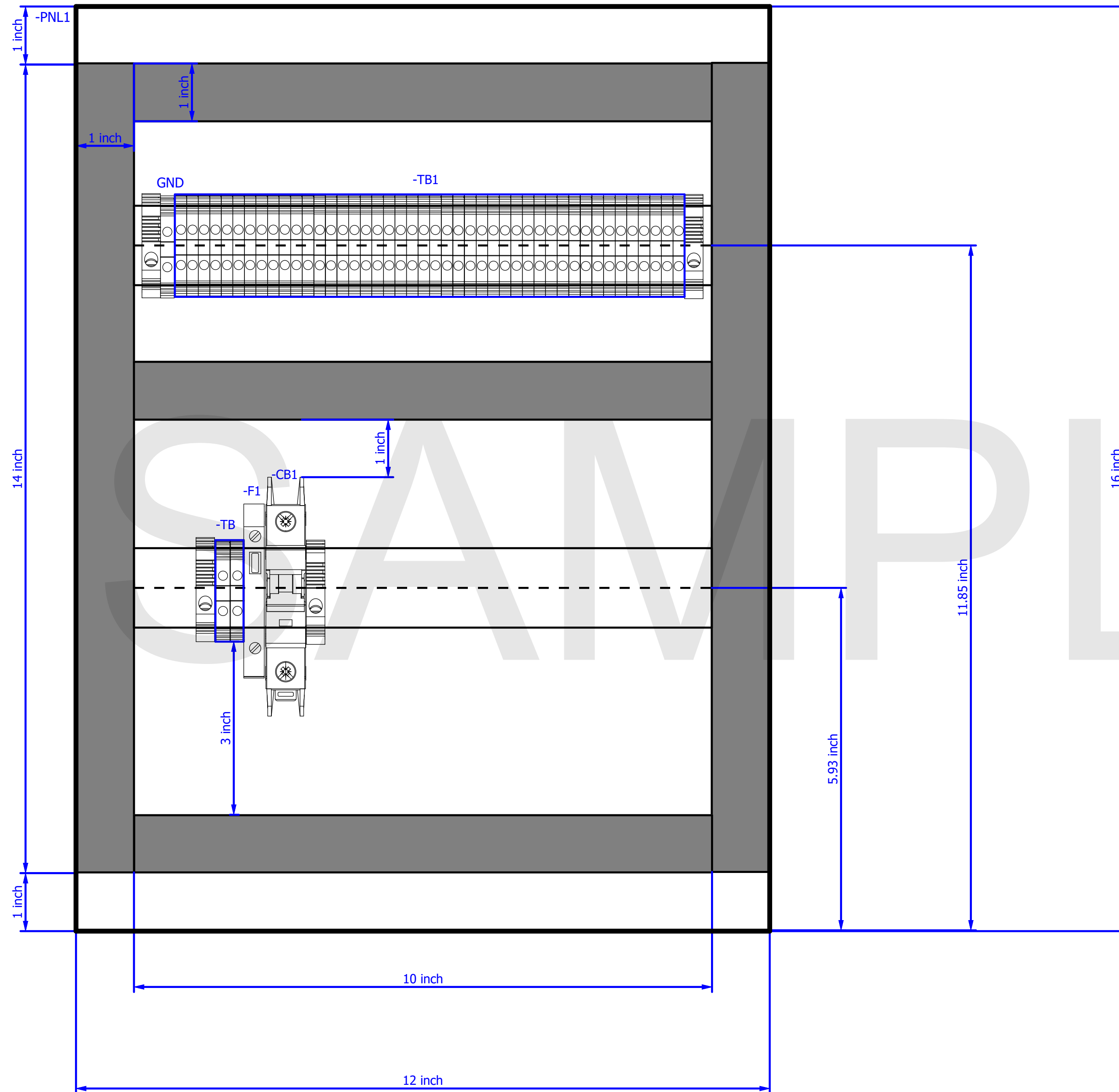
NOTE:
 Specifications:
 Class 1 Control Circuit
 Incoming Power: 120 VAC 50/60 HZ, 5A
 Fuse Spec: UL Listed 125/250 VAC 5A
 Circuit Breaker Spec:
 UL Listed 240 VAC/48 VDC, 10A, 1-pole, C curve
 Installation Requirements:
 Use only Copper Conductors rated 250V min, 60°C min.
 Tighten Fuse Terminals to 7 in-lbs.
 Tighten Circuit Breaker Terminals to 21 in-lbs.
 Tighten GND and N Terminal Blocks to 4.4 in-lbs.
 Tighten all other Field Terminals to 3.5 in-lbs.
 Use conduit hubs or fittings with the same environmental rating as the enclosure.



209
210
211
212
213
214
215
216
217
218
219
220
221
222
223
224
225
226
227
228
229
230
231
232
233
234
235
236
237
238
239

Creation Date 04/10/26	Creator Name SLEONARD	PRECISION DIGITAL	Project Name PDEA-A4PVA6-PL-1FGYRH-H-D	Project Description Process Value Alarm		Document Type Schematic multi-line		Section Page NO. 2 of 2	
Mod. Date 05/29/26	Mod. Name SLEONARD		Drawing Number DWG-PDEA-A4PVA6-PL-1FGYRH-H-D	UL Requirement UL508A	Scale 2 : 3	Page Title: Internal Panel Wiring		Project Sheet NO. 4 of 11	REV. B
			233 South Street Hopkinton, MA 01748 Phone: (508) 655-7300 www.predig.com						

NOTES



PANEL TO BEAR
UL508A LABEL

UL LISTED UL508A LISTED CONTROL PANEL

NOTE:
Specifications:
Class 1 Control Circuit
Incoming Power: 120 VAC 50/60 HZ, 5A
Fuse Spec: UL Listed 125/250 VAC 5A
Circuit Breaker Spec:
UL Listed 240 VAC/48 VDC, 10A, 1-pole, C curve

Installation Requirements:
Use only Copper Conductors rated 250V min, 60°C min.
Tighten Fuse Terminals to 7 in-lbs.
Tighten Circuit Breaker Terminals to 21 in-lbs.
Tighten GND and N Terminal Blocks to 4.4 in-lbs.
Tighten all other Field Terminals to 3.5 in-lbs.
Use conduit hubs or fittings with the same environmental rating as the enclosure.

Creation Date	Creator Name
04/10/26	SLEONARD
Mod. Date	Mod. Name
05/29/26	SLEONARD



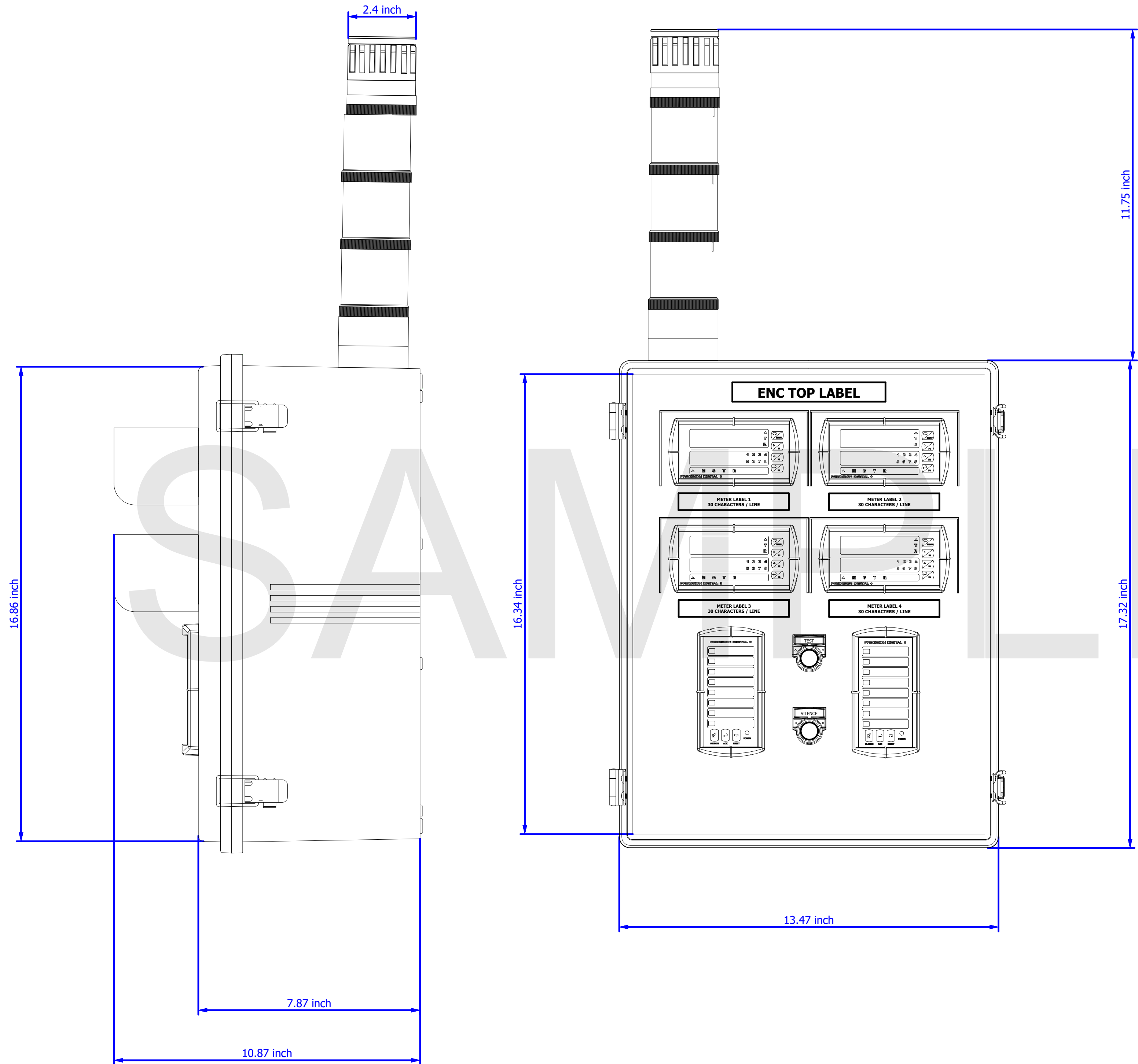
233 South Street
Hopkinton, MA 01748
Phone: (508) 655-7300
www.predig.com

Project Name	Project Description
PDEA-A4PVA6-PL-1FGYRH-H-D	Process Value Alarm
Drawing Number	UL Requirement
DWG-PDEA-A4PVA6-PL-1FGYRH-H-D	UL508A

Document Type	Scale
Panel layout	5 : 7
Page Title:	Section Page NO.
Subpanel Layout	1 of 2

Project Sheet NO.	REV.
5 of 11	B

NOTES



PANEL TO BEAR
UL508A LABEL

UL LISTED UL508A LISTED CONTROL PANEL

NOTE:

Specifications:
 Class 1 Control Circuit
 Incoming Power: 120 VAC 50/60 HZ, 5A
 Fuse Spec: UL Listed 125/250 VAC 5A
 Circuit Breaker Spec:
 UL Listed 240 VAC/48 VDC, 10A, 1-pole, C curve

Installation Requirements:
 Use only Copper Conductors rated 250V min,
 60°C min.
 Tighten Fuse Terminals to 7 in-lbs.
 Tighten Circuit Breaker Terminals to 21 in-lbs.
 Tighten GND and N Terminal Blocks to 4.4 in-lbs.
 Tighten all other Field Terminals to 3.5 in-lbs.
 Use conduit hubs or fittings with the same
 environmental rating as the enclosure.

Creation Date	Creator Name
04/10/26	SLEONARD
Mod. Date	Mod. Name
05/29/26	SLEONARD



233 South Street
 Hopkinton, MA 01748
 Phone: (508) 655-7300
 www.predig.com

Project Name	Project Description
PDEA-A4PVA6-PL-1FGYRH-H-D	Process Value Alarm
Drawing Number	UL Requirement
DWG-PDEA-A4PVA6-PL-1FGYRH-H-D	UL508A

Document Type	Scale
Panel layout	2 : 5
Page Title:	Section Page NO.
External Enclosure Layout	2 of 2

Project Sheet NO.	REV.
6 of 11	B

Summarized Parts List

Precision Digital Corporation

233 South Street

Hopkinton MA, 01748



















Part Number	Quantity	Description	Manufacturer	Document	Picture	Pos.
PD6000-6H7	4	SunBright ProVu Process Meter (85-265 VAC / 90-265 VDC) Input: (1) 0-20 mA, 4-20 mA, 0-5 V, 1-5 V, and ±10 V Outputs: 4 Relays with Interlocking Capability & (1) 24VDC 4-20mA Signal	Precision Digital			1
PD154-6R2-1	2	Vigilante II 1/8 DIN Alarm Annunciator UL Type 4X 85-265 VAC, 90-265 VDC Outputs: 24 VDC @ 200 mA & (2) Relays	Precision Digital			2
PDA1939	1	Plastic UL Type 4X Enclosure 13.8" x 17.7" x 7.9" (350 mm x 450 mm x 200 mm) (W x H x D)	Precision Digital			3
PDP1939	1	12.0" by 16.0" Plastic Subplate Compatible with PDA1939	Precision Digital			4
PDA18DINSH	4	Stainless Steel Sun Hood for 1/8 DIN Meter 316 Stainless Steel	Precision Digital			5
	1	YDE Piezo buzzer module 120VAC UL 4/4X/13; 90 dB 90dB	Auer Signal			6
	1	YDA LED RD flashing beacon module 120VAC UL 4/4X/13 ECO60	Auer Signal			7
	1	YDA LED YE flashing beacon module 120VAC UL 4/4X/13 ECO60	Auer Signal			8
	1	YDA LED GRN Steady beacon module 120VAC UL 4/4X/13 ECO60	Auer Signal			9

Summarized Parts List

Precision Digital Corporation

233 South Street

Hopkinton MA, 01748



















Part Number	Quantity	Description	Manufacturer	Document	Picture	Pos.
	1	YMS Base for horizontal mounting UL 4/4X/13	Auer Signal			10
PDC-ENC-LBL	1	Engraved General Enclosure Label	Precision Digital			11
PDC-METER-LBL	4	Engraved Panel Meter Label	Precision Digital			12
	2	22 mm Black Flush Momentary Black Bezel Pushbutton NEMA 4X	BACO Controls			13
	2	22 mm Plastic Anti-Rotation Ring Button/Switch Accessory	BACO Controls			14
	1	22 mm Black Standard Silence Legend Plate Plastic Insert Button/Switch Accessory	BACO Controls			15
	1	22 mm Black Standard Test Legend Plate Plastic Insert Button/Switch Accessory	BACO Controls			16
	2	3 Position Clip Button/Switch Accessory	BACO Controls			17
	6	1 Normally Open (NO) Screw Terminal Contact Block Button/Switch Accessory	BACO Controls			18

SAMPLE

Summarized Parts List

Precision Digital Corporation

233 South Street
Hopkinton MA, 01748



















Part Number	Quantity	Description	Manufacturer	Document	Picture	Pos.
	1	Miniature circuit breaker (MCB), C10/1 pole, NA, labelling	Eaton			19
	1	High voltage 1/4" x 1-1/4" time delay ceramic fuse 500 Vac/250 Vdc Current Rating 5A	Eaton			20
	1	4 sq.mm Fuse Terminal Blocks 35mm DIN Rail Mount Compatible with MDP series fuses	Connectwell Industries			21
	1	End Plate in Grey colour	Connectwell Industries			22
	58	1" of Cable duct 25 x 40 25 x 40 mm	Phoenix Contact			23
	1	Screw single-level feedthrough terminal block, accepts wire size 26-10 AWG 30A, 35mm DIN rail mount 100kA SCCR w/ correct line side OCP	KONNECT-IT			24
	44	Screw single-level feedthrough terminal block, accepts wire size 26-12 AWG 20A, 35mm DIN rail mount 100kA SCCR w/ correct line side OCP	KONNECT-IT			25
	2	Screw grounding terminal block, accepts wire size 26-10 AWG Green and yellow, 35mm DIN rail mount	KONNECT-IT			26
	2	Single Terminal Block End Cap	KONNECT-IT			27

Summarized Parts List

Precision Digital Corporation

233 South Street

Hopkinton MA, 01748

Part Number	Quantity	Description	Manufacturer	Document	Picture	Pos.
	1	Terminal Marking Tag 1-50	KONNECT-IT			28
	1	Terminal Marking Tag "L"	KONNECT-IT			29
	1	Terminal Marking Tag "GND"	KONNECT-IT			30
	1	Terminal Marking Tag "N"	KONNECT-IT			31
	4	Screw-down end bracket 8mm Wide	KONNECT-IT			32
	1	Laser Label, 1.5" x 3.375"	Precision Digital			33
	1	Poly Adhesive Pocket	Precision Digital			34
	1	UL Enclosure ICP CULUS Label	Precision Digital			35
	1	Demo "PDC" Faceplate Label	Precision Digital			36










SAMPLE

Summarized Parts List

Precision Digital Corporation

233 South Street

Hopkinton MA, 01748

Part Number	Quantity	Description	Manufacturer	Document	Picture	Pos.
	1	Vinyl Label 1.5" X 3.375"	Precision Digital			37
	190	Wire Label 13 X 19	Precision Digital			38
	1920	1" of 20 AWG Hook-Up Wire 10/30 White 600V	Alpha Wire			39
	1550	1" of 16 AWG Hook-Up Wire 26/30 Blue 600V	Alpha Wire			40
	1	8" DIN rail	Precision Digital			41

SAMPLE

Creation Date 04/10/26	Creator Name SLEONARD	Specifications: UL508A LISTED CONTROL PANEL Class 1 Control Circuit Incoming Power: 120 VAC 50/60 HZ, 5A Fuse Spec: UL Listed 125/250 VAC 5A Circuit Breaker Spec: UL Listed 240 VAC/48 VDC, 10A, 1-pole, C curve	Installation Requirements: Use only Copper Conductors rated 250V min, 60°C min. Tighten Fuse Terminals to 7 in.-lbs. Tighten Circuit Breaker Terminals to 21 in.-lbs. Tighten GND and N Terminal Blocks to 4.4 in.-lbs. Tighten all other Field Terminals to 3.5 in.-lbs. Use conduit hubs or fittings with the same environmental rating as the enclosure.	Notes:	 <p>233 South Street Hopkinton, MA 01748 Phone: (508) 655-7300 www.predig.com</p>	Project Name PDEA-A4PVA6-PL-1FGYRH-H-D	Project Description Process Value Alarm	Document Type Summarized parts list	Section Page NO. 5 of 5	
Mod. Date 05/29/26	Mod. Name SLEONARD					Drawing Number DWG-PDEA-A4PVA6-PL-1FGYRH-H-D	UL Requirement UL508A	Scale 1 : 1	Page Title: Summarized Parts List	Project Sheet NO. 11 of 11