



Precision Digital Corporation

233 South Street
Hopkinton MA 01748
Phone (508) 655 - 7300
Email sales@predig.com



www.predig.com

Part Number PDEA-A2PVA6-SS-1F0YR0-H-D

SAMPLE

Manufacturer	Precision Digital Corporation	Feed-In Voltage	120VAC
Project Description	Process Value Alarm	Control Voltage	120VAC
Type	Standard Product	Environmental Rating	UL Type 4X
Regulation	UL508A	Short Circuit Current Rating	N/A

Created on 05/20/26

Edit date 06/01/26

by: SLEONARD

Number of pages 11

Creation Date 05/20/26	Creator Name SLEONARD	Specifications: UL508A LISTED CONTROL PANEL Class 1 Control Circuit Incoming Power: 120 VAC 50/60 HZ, 5A Fuse Spec: UL Listed 125/250 VAC 5A Circuit Breaker Spec: UL Listed 240 VAC/48 VDC, 10A, 1-pole, C curve	Installation Requirements: Use only Copper Conductors rated 250V min, 60°C min. Tighten Fuse Terminals to 7 in.-lbs. Tighten Circuit Breaker Terminals to 21 in.-lbs. Tighten GND and N Terminal Blocks to 4.4 in.-lbs. Tighten all other Field Terminals to 3.5 in.-lbs. Use conduit hubs or fittings with the same environmental rating as the enclosure.	Notes:		Project Name PDEA-A2PVA6-SS-1F0YR0-H-D 233 South Street Hopkinton, MA 01748 Phone: (508) 655-7300 www.predig.com	Project Description Process Value Alarm	Document Type Title page / cover sheet	Section Page NO. 1 of 2		
Mod. Date 05/29/26	Mod. Name SLEONARD					Drawing Number DWG-PDEA-A2PVA6-SS-1F0YR0-H-D	UL Requirement UL508A	Scale 1 : 1	Page Title: Title Page	Project Sheet NO. 1 of 11	REV. B

Table of Contents

Precision Digital Corporation

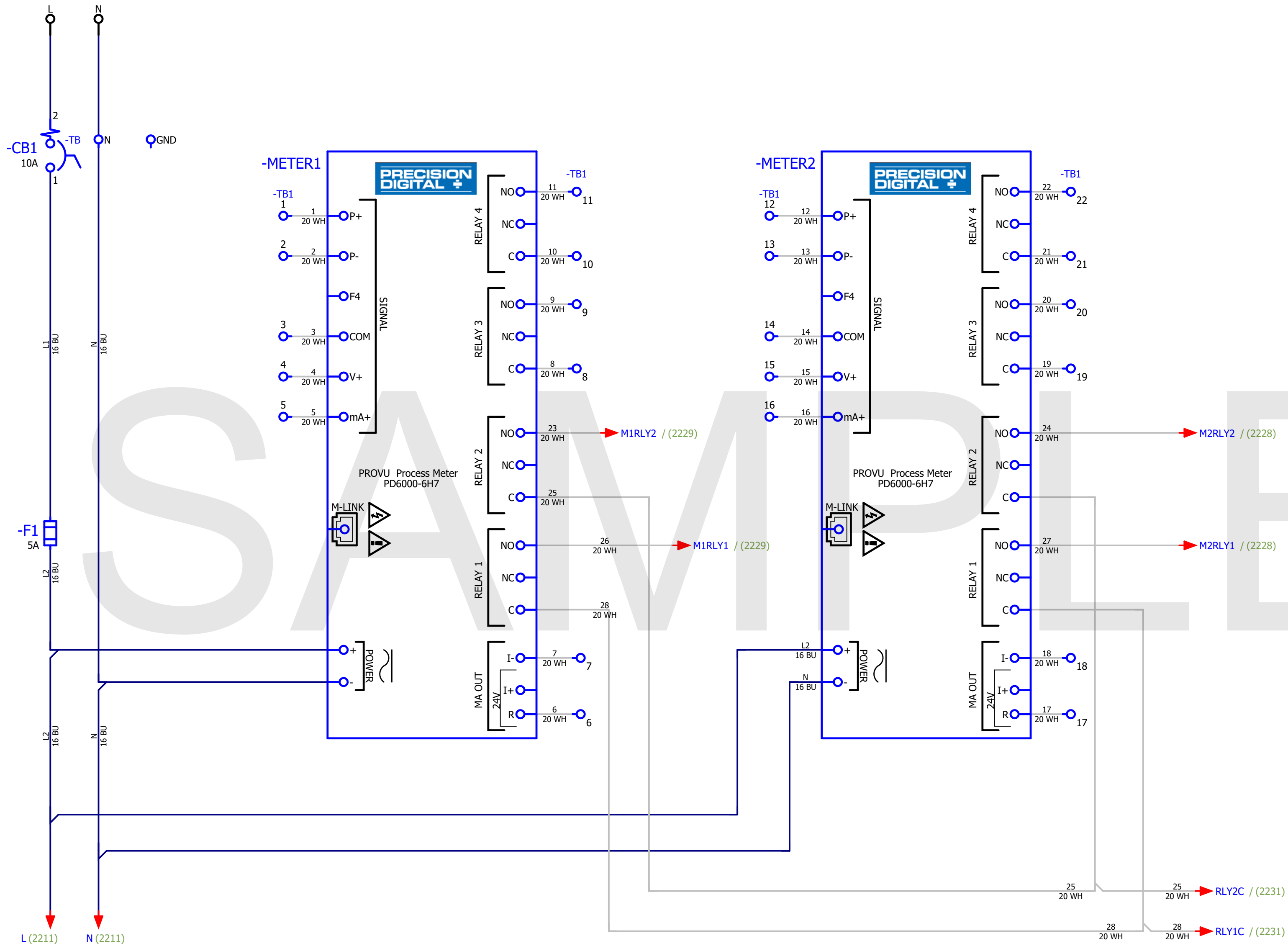
233 South Street
Hopkinton MA, 01748

Page	Page Description	Date	Edited By
1	Title Page	05/29/26	SLEONARD
2	Table of Contents	05/29/26	SLEONARD
Electrical Schematic			
3	Internal Panel Wiring	05/29/26	SLEONARD
4	Internal Panel Wiring	05/27/26	SLEONARD
Panel Layout			
5	Subpanel Layout	05/29/26	SLEONARD
6	External Enclosure Layout	05/29/26	SLEONARD
Bill of Materials			
7	Summarized Parts List	05/27/26	SLEONARD
8	Summarized Parts List	05/29/26	SLEONARD
9	Summarized Parts List	05/29/26	SLEONARD
10	Summarized Parts List	05/29/26	SLEONARD
11	Summarized Parts List	05/29/26	SLEONARD

SAMPLE

Creation Date 05/20/26	Creator Name SLEONARD	Specifications: UL508A LISTED CONTROL PANEL Class 1 Control Circuit Incoming Power: 120 VAC 50/60 HZ, 5A Fuse Spec: UL Listed 125/250 VAC 5A Circuit Breaker Spec: UL Listed 240 VAC/48 VDC, 10A, 1-pole, C curve	Installation Requirements: Use only Copper Conductors rated 250V min, 60°C min. Tighten Fuse Terminals to 7 in-lbs. Tighten Circuit Breaker Terminals to 21 in-lbs. Tighten GND and N Terminal Blocks to 4.4 in-lbs. Tighten all other Field Terminals to 3.5 in-lbs. Use conduit hubs or fittings with the same environmental rating as the enclosure.	Notes:		Project Name PDEA-A2PVA6-SS-1F0YR0-H-D	Project Description Process Value Alarm	Document Type Table of contents	Section Page NO. 2 of 2	
Mod. Date 05/29/26	Mod. Name SLEONARD					Drawing Number DWG-PDEA-A2PVA6-SS-1F0YR0-H-D	UL Requirement UL508A	Scale 1 : 1	Page Title: Table of Contents	Project Sheet NO. 2 of 11

NOTE:
 MAIN SERVICE DISCONNECT
 MUST BE PROVIDED BY INSTALLER.



PANEL TO BEAR
 UL508A LABEL

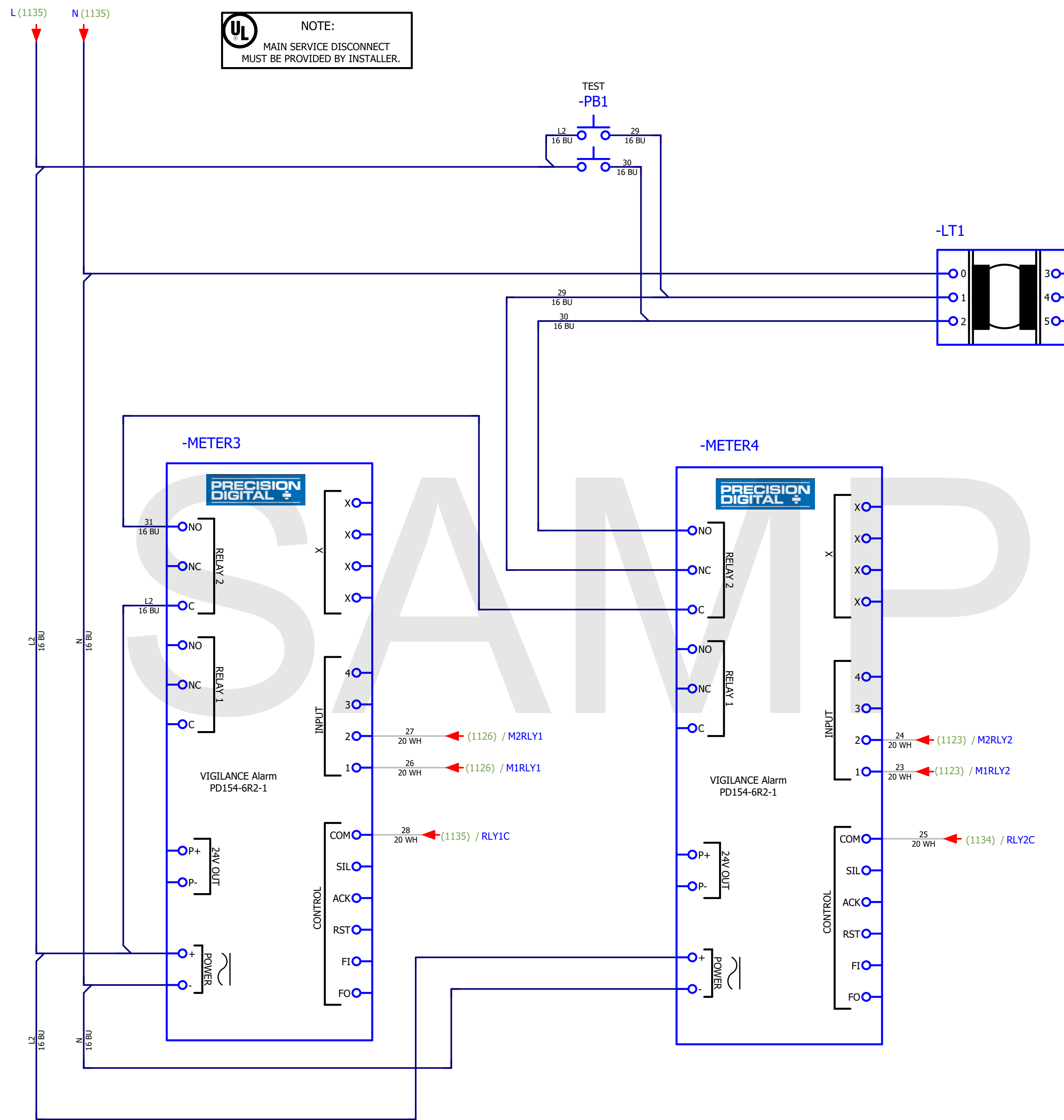
UL LISTED UL508A LISTED CONTROL PANEL

NOTE:
 Specifications:
 Class 1 Control Circuit
 Incoming Power: 120 VAC 50/60 HZ, 5A
 Fuse Spec: UL Listed 125/250 VAC 5A
 Circuit Breaker Spec:
 UL Listed 240 VAC/48 VDC, 10A, 1-pole, C curve

Installation Requirements:
 Use only Copper Conductors rated 250V min, 60°C min.
 Tighten Fuse Terminals to 7 in-lbs.
 Tighten Circuit Breaker Terminals to 21 in-lbs.
 Tighten all other Field Terminals to 3.5 in-lbs.
 Use conduit hubs or fittings with the same environmental rating as the enclosure.

Creation Date 05/20/26	Creator Name SLEONARD		Project Name PDEA-A2PVA6-SS-1F0YR0-H-D	Project Description Process Value Alarm		Document Type Schematic multi-line		Section Page NO. 1 of 2	
Mod. Date 05/29/26	Mod. Name SLEONARD		Drawing Number DWG-PDEA-A2PVA6-SS-1F0YR0-H-D	UL Requirement UL508A	Scale 4 : 5	Page Title: Internal Panel Wiring		Project Sheet NO. 3 of 11	REV. B
233 South Street Hopkinton, MA 01748 Phone: (508) 655-7300 www.predig.com									

209
210
211
212
213
214
215
216
217
218
219
220
221
222
223
224
225
226
227
228
229
230
231
232
233
234
235
236
237
238
239



UL NOTE:
MAIN SERVICE DISCONNECT
MUST BE PROVIDED BY INSTALLER.

NOTES

1.) LT1 - 120VAC Light Stack Configuration

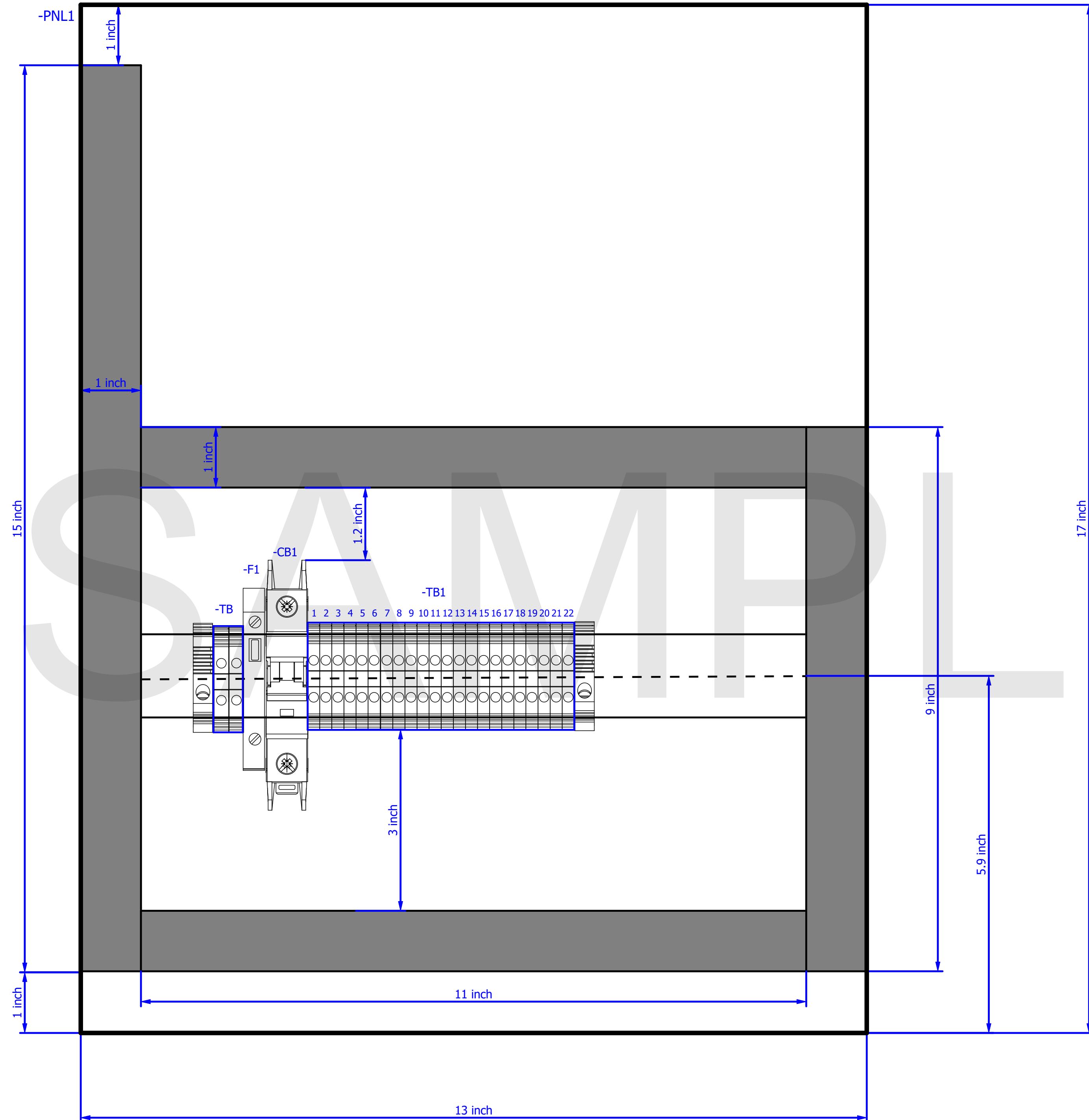
Pin 1 = Flashing Yellow Module
Pin 2 = Flashing Red Module

PANEL TO BEAR
UL508A LABEL

UL LISTED UL508A LISTED CONTROL PANEL
NOTE:
Specifications:
Class 1 Control Circuit
Incoming Power: 120 VAC 50/60 HZ, 5A
Fuse Spec: UL Listed 125/250 VAC 5A
Circuit Breaker Spec:
UL Listed 240 VAC/48 VDC, 10A, 1-pole, C curve
Installation Requirements:
Use only Copper Conductors rated 250V min, 60°C min.
Tighten Fuse Terminals to 7 in-lbs.
Tighten Circuit Breaker Terminals to 21 in-lbs.
Tighten all other Field Terminals to 3.5 in-lbs.
Use conduit hubs or fittings with the same environmental rating as the enclosure.

Creation Date 05/20/26	Creator Name SLEONARD	PRECISION DIGITAL	233 South Street Hopkinton, MA 01748 Phone: (508) 655-7300 www.predig.com	Project Name PDEA-A2PVA6-SS-1F0YR0-H-D	Project Description Process Value Alarm		Document Type Schematic multi-line		Section Page NO. 2 of 2	
Mod. Date 06/01/26	Mod. Name SLEONARD		Drawing Number DWG-PDEA-A2PVA6-SS-1F0YR0-H-D	UL Requirement UL508A	Scale 4 : 5	Page Title: Internal Panel Wiring		Project Sheet NO. 4 of 11	REV. B	

NOTES



PANEL TO BEAR
UL508A LABEL

UL LISTED UL508A LISTED CONTROL PANEL

NOTE:
Specifications:
Class 1 Control Circuit
Incoming Power: 120 VAC 50/60 HZ, 5A
Fuse Spec: UL Listed 125/250 VAC 5A
Circuit Breaker Spec:
UL Listed 240 VAC/48 VDC, 10A, 1-pole, C curve

Installation Requirements:
Use only Copper Conductors rated 250V min, 60°C min.
Tighten Fuse Terminals to 7 in-lbs.
Tighten Circuit Breaker Terminals to 21 in-lbs.
Tighten GND and N Terminal Blocks to 4.4 in-lbs.
Tighten all other Field Terminals to 3.5 in-lbs.
Use conduit hubs or fittings with the same environmental rating as the enclosure.

Creation Date	Creator Name
05/20/26	SLEONARD
Mod. Date	Mod. Name
05/29/26	SLEONARD



233 South Street
Hopkinton, MA 01748
Phone: (508) 655-7300
www.predig.com

Project Name	Project Description
PDEA-A2PVA6-SS-1F0YR0-H-D	Process Value Alarm
Drawing Number	UL Requirement
DWG-PDEA-A2PVA6-SS-1F0YR0-H-D	UL508A

Document Type	Scale
Panel layout	4 : 5
Page Title:	Section Page NO.
Subpanel Layout	1 of 2

Project Sheet NO.	REV.
5 of 11	B

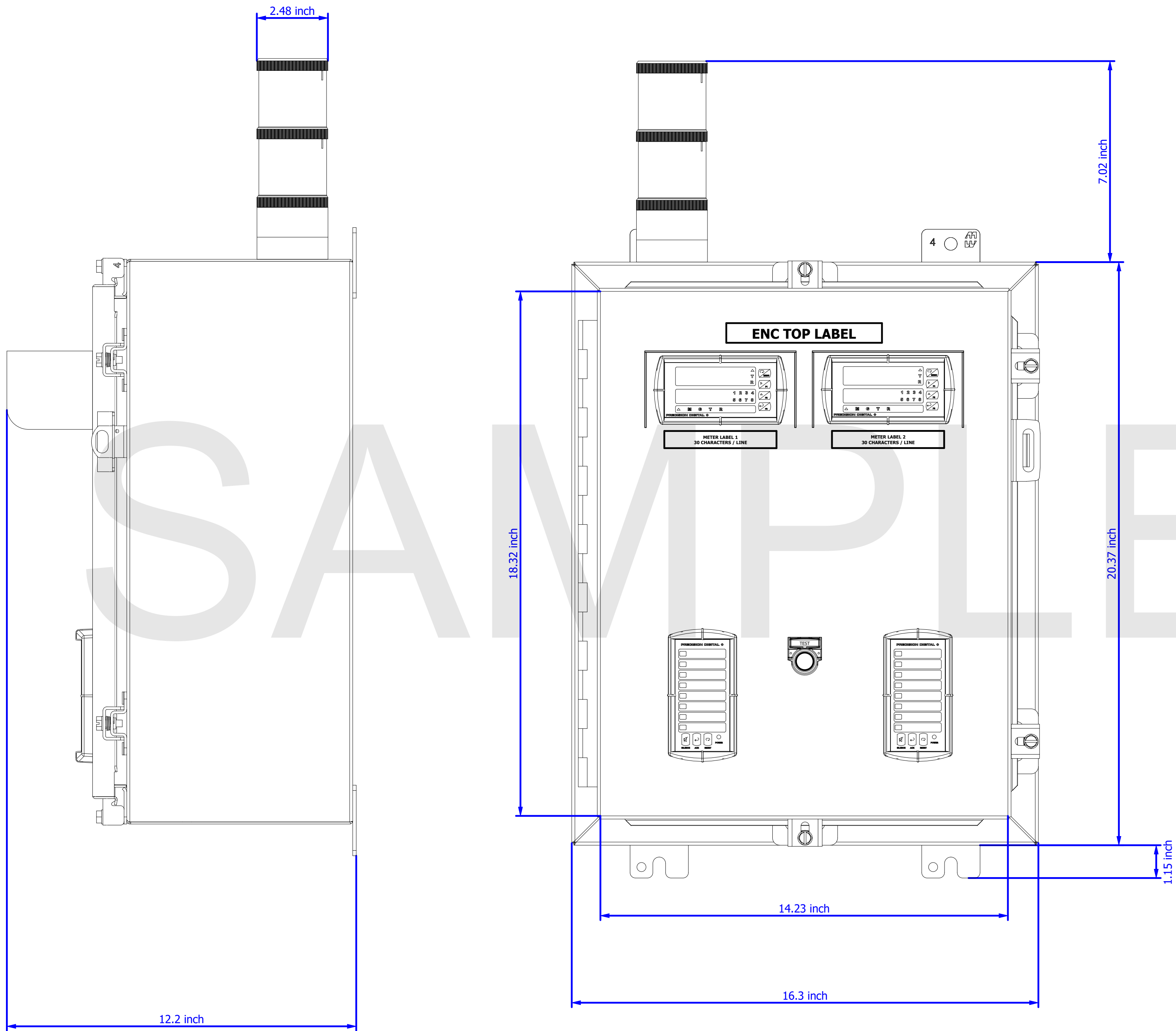
NOTES

PANEL TO BEAR
UL508A LABEL

UL LISTED UL508A LISTED CONTROL PANEL

NOTE:
 Specifications:
 Class 1 Control Circuit
 Incoming Power: 120 VAC 50/60 HZ, 5A
 Fuse Spec: UL Listed 125/250 VAC 5A
 Circuit Breaker Spec:
 UL Listed 240 VAC/48 VDC, 10A, 1-pole, C curve

Installation Requirements:
 Use only Copper Conductors rated 250V min, 60°C min.
 Tighten Fuse Terminals to 7 in-lbs.
 Tighten Circuit Breaker Terminals to 21 in-lbs.
 Tighten GND and N Terminal Blocks to 4.4 in-lbs.
 Tighten all other Field Terminals to 3.5 in-lbs.
 Use conduit hubs or fittings with the same environmental rating as the enclosure.



Creation Date	Creator Name
05/20/26	SLEONARD
Mod. Date	Mod. Name
06/01/26	SLEONARD



233 South Street
 Hopkinton, MA 01748
 Phone: (508) 655-7300
 www.predig.com

Project Name	Project Description
PDEA-A2PVA6-SS-1F0YR0-H-D	Process Value Alarm
Drawing Number	UL Requirement
DWG-PDEA-A2PVA6-SS-1F0YR0-H-D	UL508A

Document Type	Scale
Panel layout	2 : 5
Page Title:	External Enclosure Layout

Section Page NO.	Project Sheet NO.	REV.
2 of 2	6 of 11	B

Summarized Parts List

Precision Digital Corporation

233 South Street

Hopkinton MA, 01748



















Part Number	Quantity	Description	Manufacturer	Document	Picture	Pos.
PD6000-6H7	2	SunBright ProVu Process Meter (85-265 VAC / 90-265 VDC) Input: (1) 0-20 mA, 4-20 mA, 0-5 V, 1-5 V, and ±10 V Outputs: 4 Relays with Interlocking Capability & (1) 24VDC 4-20mA Signal	Precision Digital			1
PD154-6R2-1	2	Vigilante II 1/8 DIN Alarm Annunciator UL Type 4X 85-265 VAC, 90-265 VDC Outputs: 24 VDC @ 200 mA & (2) Relays	Precision Digital			2
	1	UL Type / NEMA Stainless Steel Enclosure Stainless Steel 20" by 16" by 8" (WxHxD)	Hammond			3
	1	Steel Subplate 17.0" x 13.0" (432 mm x 330 mm) (H x W)	Hammond			4
PDA18DINSH	2	Stainless Steel Sun Hood for 1/8 DIN Meter 316 Stainless Steel	Precision Digital			5
	1	YDA LED RD flashing beacon module 120VAC UL 4/4X/13 ECO60	Auer Signal			6
	1	YDA LED YE flashing beacon module 120VAC UL 4/4X/13 ECO60	Auer Signal			7
	1	YMS Base for horizontal mounting UL 4/4X/13	Auer Signal			8
PDC-ENC-LBL	1	Engraved General Enclosure Label	Precision Digital			9

Summarized Parts List

Precision Digital Corporation

233 South Street



















Hopkinton MA, 01748

Part Number	Quantity	Description	Manufacturer	Document	Picture	Pos.
PDC-METER-LBL	2	Engraved Panel Meter Label	Precision Digital			10
	1	22 mm Black Flush Momentary Black Bezel Pushbutton NEMA 4X	BACO Controls			11
	1	22 mm Plastic Anti-Rotation Ring Button/Switch Accessory	BACO Controls			12
	1	22 mm Black Standard Test Legend Plate Plastic Insert Button/Switch Accessory	BACO Controls			13
	1	3 Position Clip Button/Switch Accessory	BACO Controls			14
	2	1 Normally Open (NO) Screw Terminal Contact Block Button/Switch Accessory	BACO Controls			15
	1	Miniature circuit breaker (MCB), C10/1 pole, NA, labelling	Eaton			16
	1	High voltage 1/4" x 1-1/4" time delay ceramic fuse 500 Vac/250 Vdc Current Rating 5A	Eaton			17
	1	4 sq.mm Fuse Terminal Blocks 35mm DIN Rail Mount Compatible with MDP series fuses	Connectwell Industries			18

Summarized Parts List

Precision Digital Corporation

233 South Street
Hopkinton MA, 01748


















Part Number	Quantity	Description	Manufacturer	Document	Picture	Pos.
	1	End Plate in Grey colour	Connectwell Industries			19
	46	1" of Cable duct 25 x 40 25 x 40 mm	Phoenix Contact			20
	1	Screw grounding terminal block, accepts wire size 26-10 AWG Green and yellow, 35mm DIN rail mount	KONNECT-IT			21
	1	Screw single-level feedthrough terminal block, accepts wire size 26-10 AWG 30A, 35mm DIN rail mount 100kA SCCR w/ correct line side OCP	KONNECT-IT			22
	22	Screw single-level feedthrough terminal block, accepts wire size 26-12 AWG 20A, 35mm DIN rail mount 100kA SCCR w/ correct line side OCP	KONNECT-IT			23
	1	Single Terminal Block End Cap	KONNECT-IT			24
	1	Terminal Marking Tag 1-50	KONNECT-IT			25
	1	Terminal Marking Tag "L"	KONNECT-IT			26
	1	Terminal Marking Tag "GND"	KONNECT-IT			27

Summarized Parts List

Precision Digital Corporation

233 South Street

Hopkinton MA, 01748

Part Number	Quantity	Description	Manufacturer	Document	Picture	Pos.
	1	Terminal Marking Tag "N"	KONNECT-IT			28
	2	Screw-down end bracket 8mm Wide	KONNECT-IT			29
	1	Laser Label, 1.5" x 3.375"	Precision Digital			30
	1	Poly Adhesive Pocket	Precision Digital			31
	1	UL Enclosure ICP CULUS Label	Precision Digital			32
	1	Demo "PDC" Faceplate Label	Precision Digital			33
	1	Vinyl Label 1.5" X 3.375"	Precision Digital			34
	96	Wire Label 13 X 19	Precision Digital			35
	900	1" of 20 AWG Hook-Up Wire 10/30 White 600V	Alpha Wire			36


SAMPLE

Summarized Parts List

Precision Digital Corporation

233 South Street

Hopkinton MA, 01748

Part Number	Quantity	Description	Manufacturer	Document	Picture	Pos.
	900	1" of 16 AWG Hook-Up Wire 26/30 Blue 600V	Alpha Wire			37
	1	9" DIN rail	Precision Digital			38

SAMPLE

Creation Date 05/20/26	Creator Name SLEONARD	Specifications: UL508A LISTED CONTROL PANEL Class 1 Control Circuit Incoming Power: 120 VAC 50/60 HZ, 5A Fuse Spec: UL Listed 125/250 VAC 5A Circuit Breaker Spec: UL Listed 240 VAC/48 VDC, 10A, 1-pole, C curve	Installation Requirements: Use only Copper Conductors rated 250V min, 60°C min. Tighten Fuse Terminals to 7 in-lbs. Tighten Circuit Breaker Terminals to 21 in-lbs. Tighten GND and N Terminal Blocks to 4.4 in-lbs. Tighten all other Field Terminals to 3.5 in-lbs. Use conduit hubs or fittings with the same environmental rating as the enclosure.	Notes:			233 South Street Hopkinton, MA 01748 Phone: (508) 655-7300 www.predig.com	Project Name PDEA-A2PVA6-SS-1F0YR0-H-D	Project Description Process Value Alarm	Document Type Summarized parts list	Section Page NO. 5 of 5	
Mod. Date 06/01/26	Mod. Name SLEONARD						Drawing Number DWG-PDEA-A2PVA6-SS-1F0YR0-H-D	UL Requirement UL508A	Scale 1 : 1	Page Title: Summarized Parts List	Project Sheet NO. 11 of 11	REV. B