




# Precision Digital Corporation

233 South Street  
Hopkinton MA 01748  
Phone (508) 655 - 7300  
Email sales@predig.com



[www.predig.com](http://www.predig.com)

Part Number PDEA-A1PVA6-PL-1F00RH-0-0

SAMPLE

Manufacturer	Precision Digital Corporation	Feed-In Voltage	120VAC
Project Description	Process Value Alarm	Control Voltage	120VAC
Type	Standard Product	Environmental Rating	UL Type 4X
Regulation	UL508A	Short Circuit Current Rating	N/A

Created on 04/07/26

Edit date 05/29/26

by: SLEONARD

Number of pages 9

<b>Creation Date</b> 04/07/26	<b>Creator Name</b> SLEONARD	<b>Specifications:</b> UL508A LISTED CONTROL PANEL Class 1 Control Circuit Incoming Power: 120 VAC 50/60 HZ, 5A Fuse Spec: UL Listed 125/250 VAC 5A Circuit Breaker Spec: UL Listed 240 VAC/48 VDC, 10A, 1-pole, C curve	<b>Installation Requirements:</b> Use only Copper Conductors rated 250V min, 60°C min. Tighten Fuse Terminals to 7 in.-lbs. Tighten Circuit Breaker Terminals to 21 in.-lbs. Tighten GND and N Terminal Blocks to 4.4 in.-lbs. Tighten all other Field Terminals to 3.5 in.-lbs. Use conduit hubs or fittings with the same environmental rating as the enclosure.	<b>Notes:</b>		<b>Project Name</b> PDEA-A1PVA6-PL-1F00RH-0-0	<b>Project Description</b> Process Value Alarm	<b>Document Type</b> Title page / cover sheet	<b>Section Page NO.</b> 1 of 2		
<b>Mod. Date</b> 05/27/26	<b>Mod. Name</b> SLEONARD					<b>Drawing Number</b> DWG-PDEA-A1PVA6-PL-1F00RH-0-0	<b>UL Requirement</b> UL508A	<b>Scale</b> 1 : 1	<b>Page Title:</b> Title Page	<b>Project Sheet NO.</b> 1 of 9	<b>REV.</b> B

# Table of Contents

Precision Digital Corporation

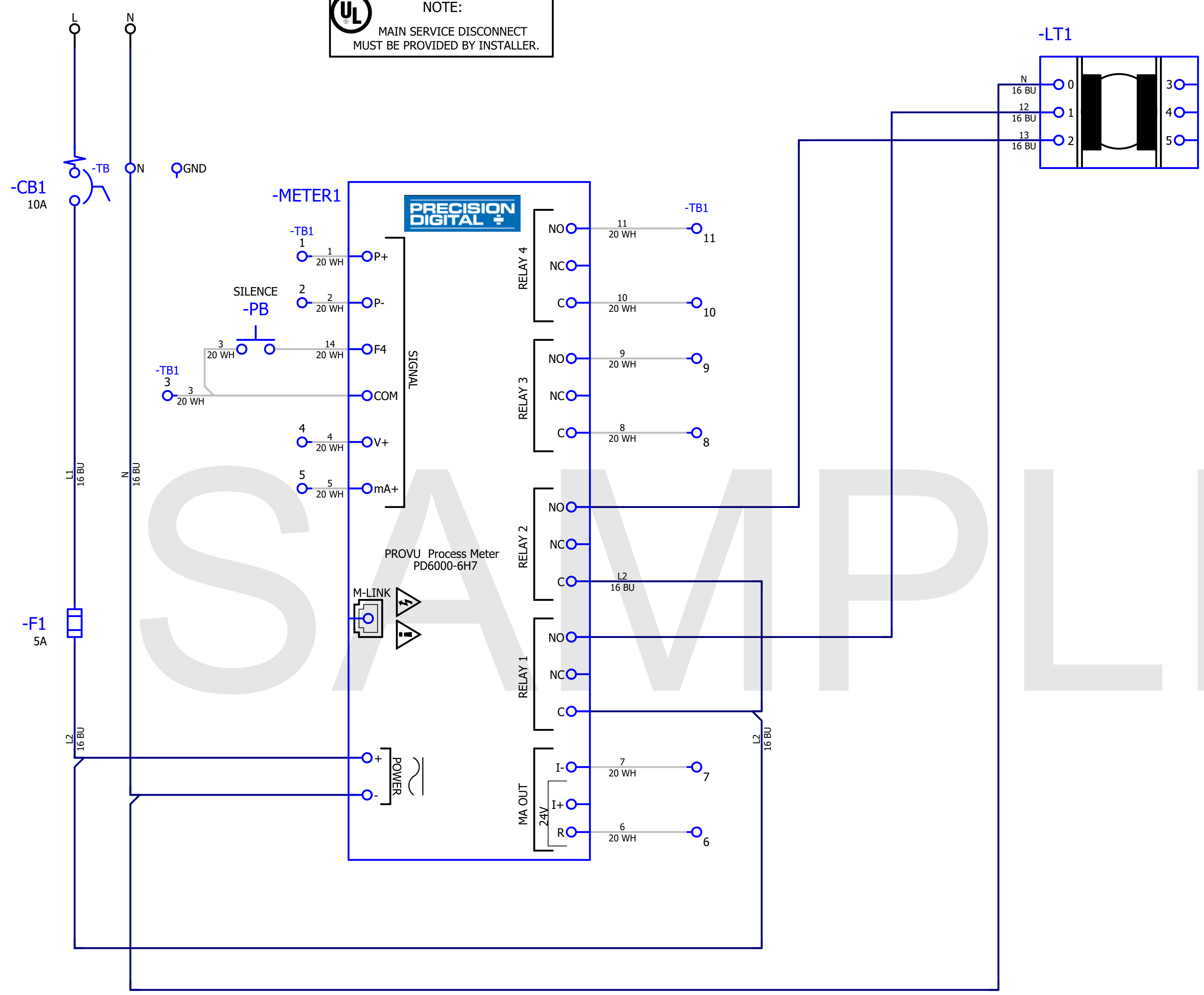
233 South Street  
Hopkinton MA, 01748

Page	Page Description	Date	Edited By
1	Title Page	05/27/26	SLEONARD
2	Table of Contents	05/29/26	SLEONARD
<b>Electrical Schematic</b>			
3	Internal Panel Wiring	05/29/26	SLEONARD
<b>Panel Layout</b>			
4	Subpanel Layout	05/27/26	SLEONARD
5	External Enclosure Layout	05/27/26	SLEONARD
<b>Bill of Materials</b>			
6	Summarized Parts List	05/27/26	SLEONARD
7	Summarized Parts List	05/29/26	SLEONARD
8	Summarized Parts List	05/29/26	SLEONARD
9	Summarized Parts List	05/29/26	SLEONARD

SAMPLE

109  
110  
111  
112  
113  
114  
115  
116  
117  
118  
119  
120  
121  
122  
123  
124  
125  
126  
127  
128  
129  
130  
131  
132  
133  
134  
135  
136  
137  
138  
139

**UL** NOTE:  
MAIN SERVICE DISCONNECT  
MUST BE PROVIDED BY INSTALLER.



**NOTES**

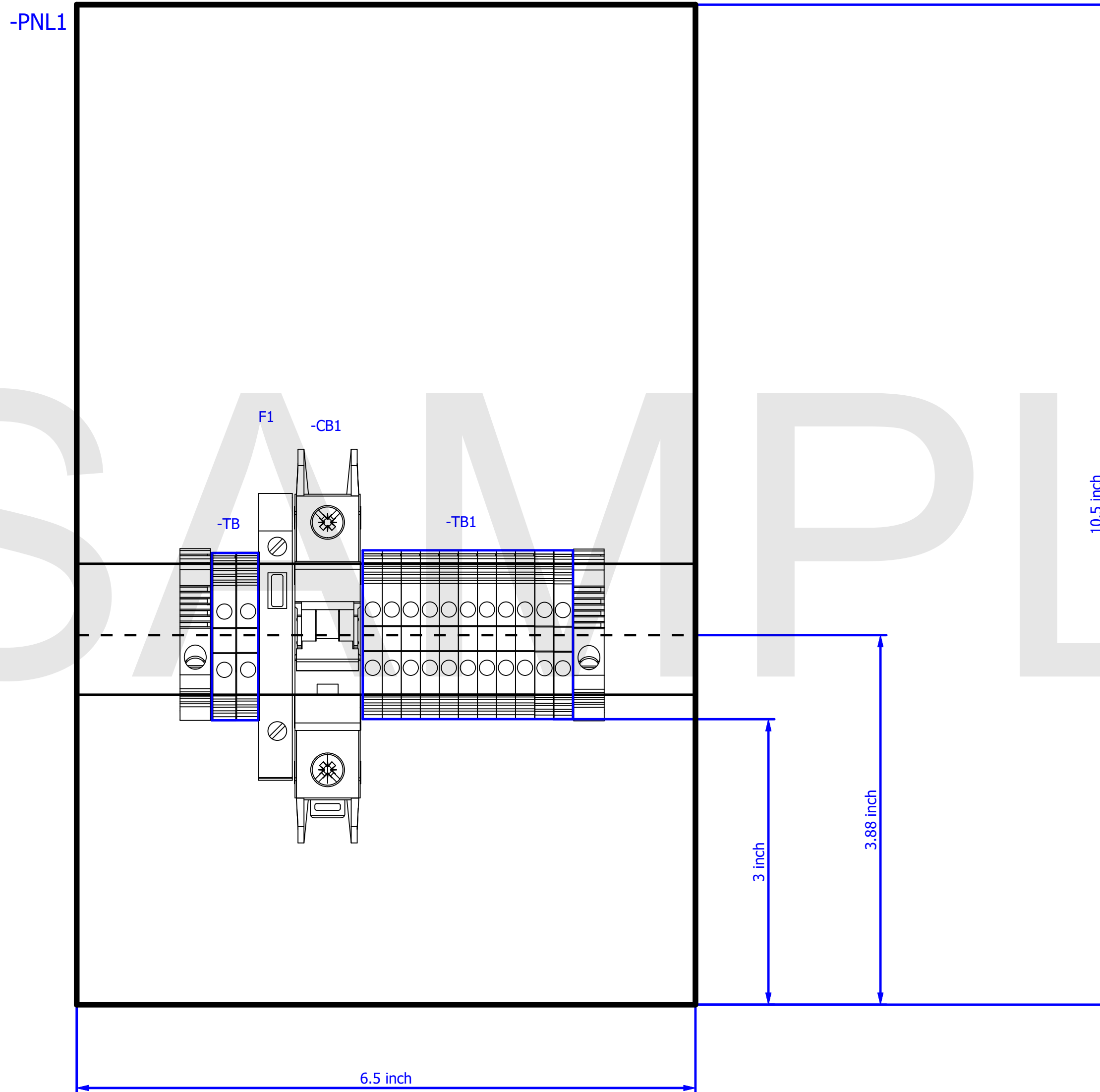
1.) LT1 - 120VAC Light Stack Configuration  
Pin 1 = Flashing Red Module  
Pin 2 = Horn Module

PANEL TO BEAR  
UL508A LABEL

**UL LISTED** UL508A LISTED CONTROL PANEL  
NOTE:  
Specifications:  
Class 1 Control Circuit  
Incoming Power: 120 VAC 50/60 HZ, 5A  
Fuse Spec: UL Listed 125/250 VAC 5A  
Circuit Breaker Spec:  
UL Listed 240 VAC/48 VDC, 10A, 1-pole, C curve  
Installation Requirements:  
Use only Copper Conductors rated 250V min, 60°C min.  
Tighten Fuse Terminals to 7 in-lbs.  
Tighten Circuit Breaker Terminals to 21 in-lbs.  
Tighten GND and N Terminal Blocks to 4.4 in-lbs.  
Tighten all other Field Terminals to 3.5 in-lbs.  
Use conduit hubs or fittings with the same environmental rating as the enclosure.

<b>Creation Date</b> 04/07/26	<b>Creator Name</b> SLEONARD	<b>PRECISION DIGITAL</b>	233 South Street Hopkinton, MA 01748 Phone: (508) 655-7300 www.predig.com	<b>Project Name</b> PDEA-A1PVA6-PL-1F00RH-0-0	<b>Project Description</b> Process Value Alarm		<b>Document Type</b> Schematic multi-line		<b>Section Page NO.</b> 1 of 1	
<b>Mod. Date</b> 05/29/26	<b>Mod. Name</b> SLEONARD		<b>Drawing Number</b> DWG-PDEA-A1PVA6-PL-1F00RH-0-0	<b>UL Requirement</b> UL508A	<b>Scale</b> 1 : 1	<b>Page Title:</b> Internal Panel Wiring		<b>Project Sheet NO.</b> 3 of 9	<b>REV.</b> B	

NOTES



PANEL TO BEAR  
UL508A LABEL

**UL LISTED** UL508A LISTED CONTROL PANEL

NOTE:  
Specifications:  
Class 1 Control Circuit  
Incoming Power: 120 VAC 50/60 HZ, 5A  
Fuse Spec: UL Listed 125/250 VAC 5A  
Circuit Breaker Spec:  
UL Listed 240 VAC/48 VDC, 10A, 1-pole, C curve

Installation Requirements:  
Use only Copper Conductors rated 250V min, 60°C min.  
Tighten Fuse Terminals to 7 in-lbs.  
Tighten Circuit Breaker Terminals to 21 in-lbs.  
Tighten GND and N Terminal Blocks to 4.4 in-lbs.  
Tighten all other Field Terminals to 3.5 in-lbs.  
Use conduit hubs or fittings with the same environmental rating as the enclosure.

Creation Date	Creator Name
04/07/26	SLEONARD
Mod. Date	Mod. Name
05/29/26	SLEONARD



233 South Street  
Hopkinton, MA 01748  
Phone: (508) 655-7300  
www.predig.com

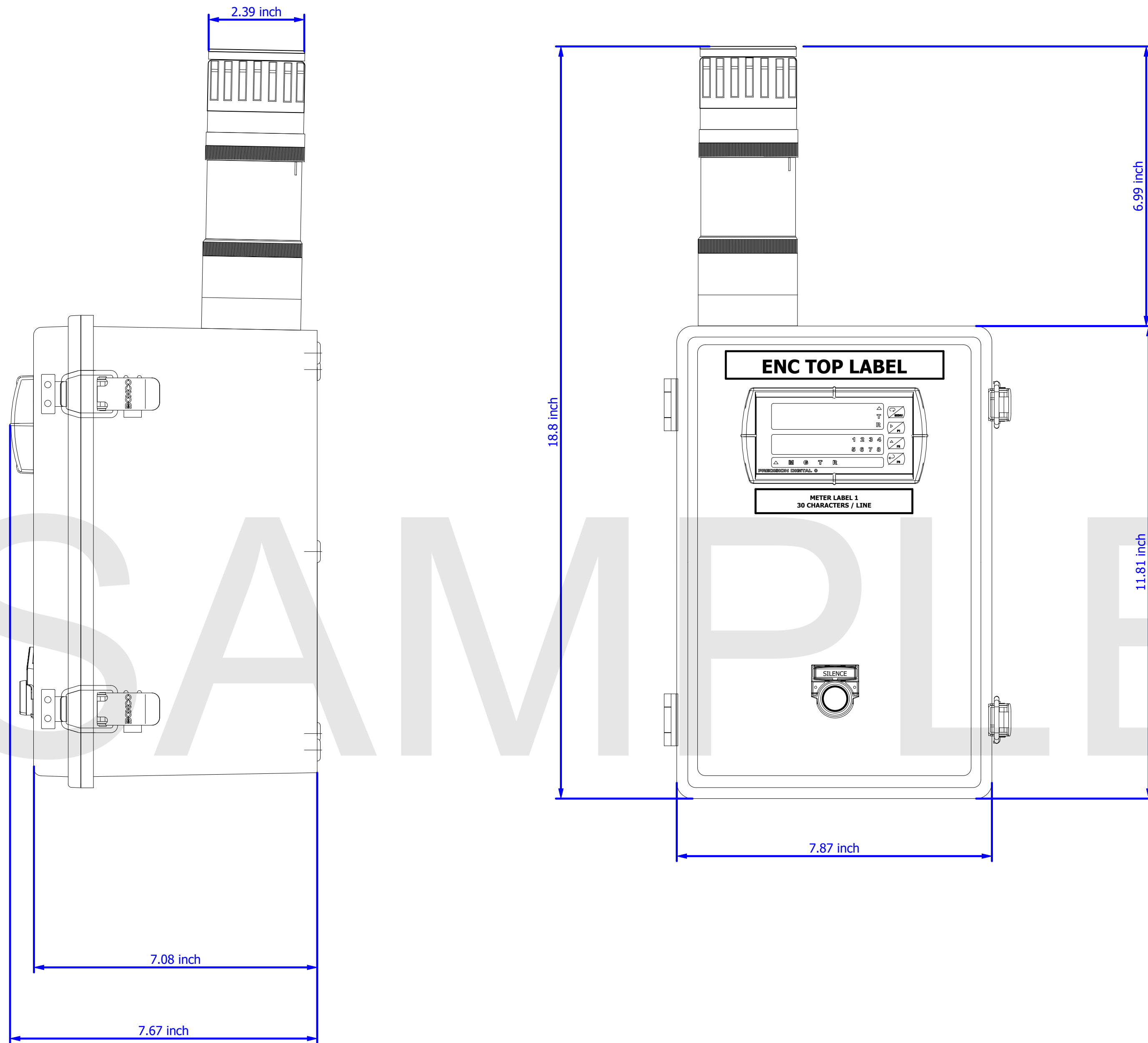
Project Name	PDEA-A1PVA6-PL-1F00RH-0-0
Drawing Number	DWG-PDEA-A1PVA6-PL-1F00RH-0-0

Project Description	Process Value Alarm
UL Requirement	UL508A

Document Type	Panel layout
Page Title:	Subpanel Layout

Section Page NO.	1 of 2
Project Sheet NO.	4 of 9
REV.	B

NOTES



PANEL TO BEAR  
UL508A LABEL

**UL LISTED** UL508A LISTED CONTROL PANEL

NOTE:  
 Specifications:  
 Class 1 Control Circuit  
 Incoming Power: 120 VAC 50/60 HZ, 5A  
 Fuse Spec: UL Listed 125/250 VAC 5A  
 Circuit Breaker Spec:  
 UL Listed 240 VAC/48 VDC, 10A, 1-pole, C curve

Installation Requirements:  
 Use only Copper Conductors rated 250V min,  
 60°C min.  
 Tighten Fuse Terminals to 7 in-lbs.  
 Tighten Circuit Breaker Terminals to 21 in-lbs.  
 Tighten GND and N Terminal Blocks to 4.4 in-lbs.  
 Tighten all other Field Terminals to 3.5 in-lbs.  
 Use conduit hubs or fittings with the same  
 environmental rating as the enclosure.

Creation Date	Creator Name
04/07/26	SLEONARD
Mod. Date	Mod. Name
05/29/26	SLEONARD



233 South Street  
 Hopkinton, MA 01748  
 Phone: (508) 655-7300  
 www.predig.com

Project Name	Project Description
PDEA-A1PVA6-PL-1F00RH-0-0	Process Value Alarm
Drawing Number	UL Requirement
DWG-PDEA-A1PVA6-PL-1F00RH-0-0	UL508A

Document Type	Scale
Panel layout	1 : 2
Page Title:	External Enclosure Layout

Section Page NO.	Project Sheet NO.	REV.
2 of 2	5 of 9	B

# Summarized Parts List

Precision Digital Corporation

233 South Street



















Hopkinton MA, 01748

Part Number	Quantity	Description	Manufacturer	Document	Picture	Pos.
PD6000-6H7	1	SunBright ProVu Process Meter (85-265 VAC / 90-265 VDC) Input: (1) 0-20 mA, 4-20 mA, 0-5 V, 1-5 V, and ±10 V Outputs: 4 Relays with Interlocking Capability & (1) 24VDC 4-20mA Signal	Precision Digital			1
PDA2301	1	UL Type / NEMA 4X Enclosure Plastic 7.87" by 11.8" by 7.01" (WxHxD)	Precision Digital			2
PDP2303	1	10.5" x 6.5" Plastic Subpanel	Precision Digital			3
	1	YDE Piezo buzzer module 120VAC UL 4/4X/13; 90 dB 90dB	Auer Signal			4
	1	YDA LED RD flashing beacon module 120VAC UL 4/4X/13 ECO60	Auer Signal			5
	1	YMS Base for horizontal mounting UL 4/4X/13	Auer Signal			6
PDC-ENC-LBL	1	Engraved General Enclosure Label	Precision Digital			7
PDC-METER-LBL	1	Engraved Panel Meter Label	Precision Digital			8
	1	22 mm Black Flush Momentary Black Bezel Pushbutton NEMA 4X	BACO Controls			9

# Summarized Parts List

Precision Digital Corporation



















233 South Street  
Hopkinton MA, 01748

Part Number	Quantity	Description	Manufacturer	Document	Picture	Pos.
	1	22 mm Black Standard Silence Legend Plate Plastic Insert Button/Switch Accessory	BACO Controls			10
	1	22 mm Plastic Anti-Rotation Ring Button/Switch Accessory	BACO Controls			11
	1	3 Position Clip Button/Switch Accessory	BACO Controls			12
	1	1 Normally Open (NO) Screw Terminal Contact Block Button/Switch Accessory	BACO Controls			13
	1	Miniature circuit breaker (MCB), C10/1 pole, NA, labelling	Eaton			14
	1	End Plate in Grey colour	Connectwell Industries			15
	1	High voltage 1/4" x 1-1/4" time delay ceramic fuse 500 Vac/250 Vdc Current Rating 5A	Eaton			16
	1	4 sq.mm Fuse Terminal Blocks 35mm DIN Rail Mount Compatible with MDP series fuses	Connectwell Industries			17
	1	Screw single-level feedthrough terminal block, accepts wire size 26-10 AWG 30A, 35mm DIN rail mount 100kA SCCR w/ correct line side OCP	KONNECT-IT			18

# Summarized Parts List

Precision Digital Corporation

233 South Street  
Hopkinton MA, 01748

Part Number	Quantity	Description	Manufacturer	Document	Picture	Pos.
	11	Screw single-level feedthrough terminal block, accepts wire size 26-12 AWG 20A, 35mm DIN rail mount 100kA SCCR w/ correct line side OCP	KONNECT-IT			19
	1	Screw grounding terminal block, accepts wire size 26-10 AWG Green and yellow, 35mm DIN rail mount	KONNECT-IT			20
	1	Single Terminal Block End Cap	KONNECT-IT			21
	1	Terminal Marking Tag 1-50	KONNECT-IT			22
	1	Terminal Marking Tag "L"	KONNECT-IT			23
	1	Terminal Marking Tag "GND"	KONNECT-IT			24
	1	Terminal Marking Tag "N"	KONNECT-IT			25
	2	Screw-down end bracket 8mm Wide	KONNECT-IT			26
	1	Laser Label, 1.5" x 3.375"	Precision Digital			27

















SAMPLE

# Summarized Parts List

Precision Digital Corporation

233 South Street

Hopkinton MA, 01748

Part Number	Quantity	Description	Manufacturer	Document	Picture	Pos.
	1	Poly Adhesive Pocket	Precision Digital			28
	1	UL Enclosure ICP CULUS Label	Precision Digital			29
	1	Demo "PDC" Faceplate Label	Precision Digital			30
	1	Vinyl Label 1.5" X 3.375"	Precision Digital			31
	50	Wire Label 13 X 19	Precision Digital			32
	800	1" of 20 AWG Hook-Up Wire 10/30 White 600V	Alpha Wire			33
	350	1" of 16 AWG Hook-Up Wire 26/30 Blue 600V	Alpha Wire			34
	1	6" DIN rail	Precision Digital			35

SAMPLE