



Precision Digital Corporation

233 South Street  
 Hopkinton MA 01748  
 Phone (508) 655 - 7300  
 Email sales@predig.com



www.predig.com

Part Number PDEA-A1PVA6-PL-000000-H-0



Manufacturer	Precision Digital Corporation	Feed-In Voltage	120VAC
Project Description	Process Value Alarm	Control Voltage	120VAC
Type	Standard Product	Environmental Rating	UL Type 4X
Regulation	UL508A	Short Circuit Current Rating	N/A

Created on 04/29/26  
 Edit date 05/29/26 by: SLEONARD  
 Number of pages 9

<b>Creation Date</b> 04/29/26	<b>Creator Name</b> BSMITH	<b>Specifications:</b> UL508A LISTED CONTROL PANEL Class 1 Control Circuit Incoming Power: 120 VAC 50/60 HZ, 5A Fuse Spec: UL Listed 125/250 VAC 5A Circuit Breaker Spec: UL Listed 240 VAC/48 VDC, 10A, 1-pole, C curve	<b>Installation Requirements:</b> Use only Copper Conductors rated 250V min, 60°C min. Tighten Fuse Terminals to 7 in-lbs. Tighten Circuit Breaker Terminals to 21 in-lbs. Tighten GND and N Terminal Blocks to 4.4 in-lbs. Tighten all other Field Terminals to 3.5 in-lbs. Use conduit hubs or fittings with the same environmental rating as the enclosure.	<b>Notes:</b>		<b>Project Name</b> PDEA-A1PVA6-PL-000000-H-0  233 South Street Hopkinton, MA 01748 Phone: (508) 655-7300 <a href="http://www.predig.com">www.predig.com</a>	<b>Project Description</b> Process Value Alarm	<b>Document Type</b> Title page / cover sheet	<b>Section Page NO.</b> 1 of 2		
<b>Mod. Date</b> 05/27/26	<b>Mod. Name</b> SLEONARD					<b>Drawing Number</b> DWG-PDEA-A1PVA6-PL-000000-H-0	<b>UL Requirement</b> UL508A	<b>Scale</b> 1 : 1	<b>Page Title:</b> Title Page	<b>Project Sheet NO.</b> 1 of 9	<b>REV.</b> B

# Table of Contents

Precision Digital Corporation

233 South Street  
Hopkinton MA, 01748

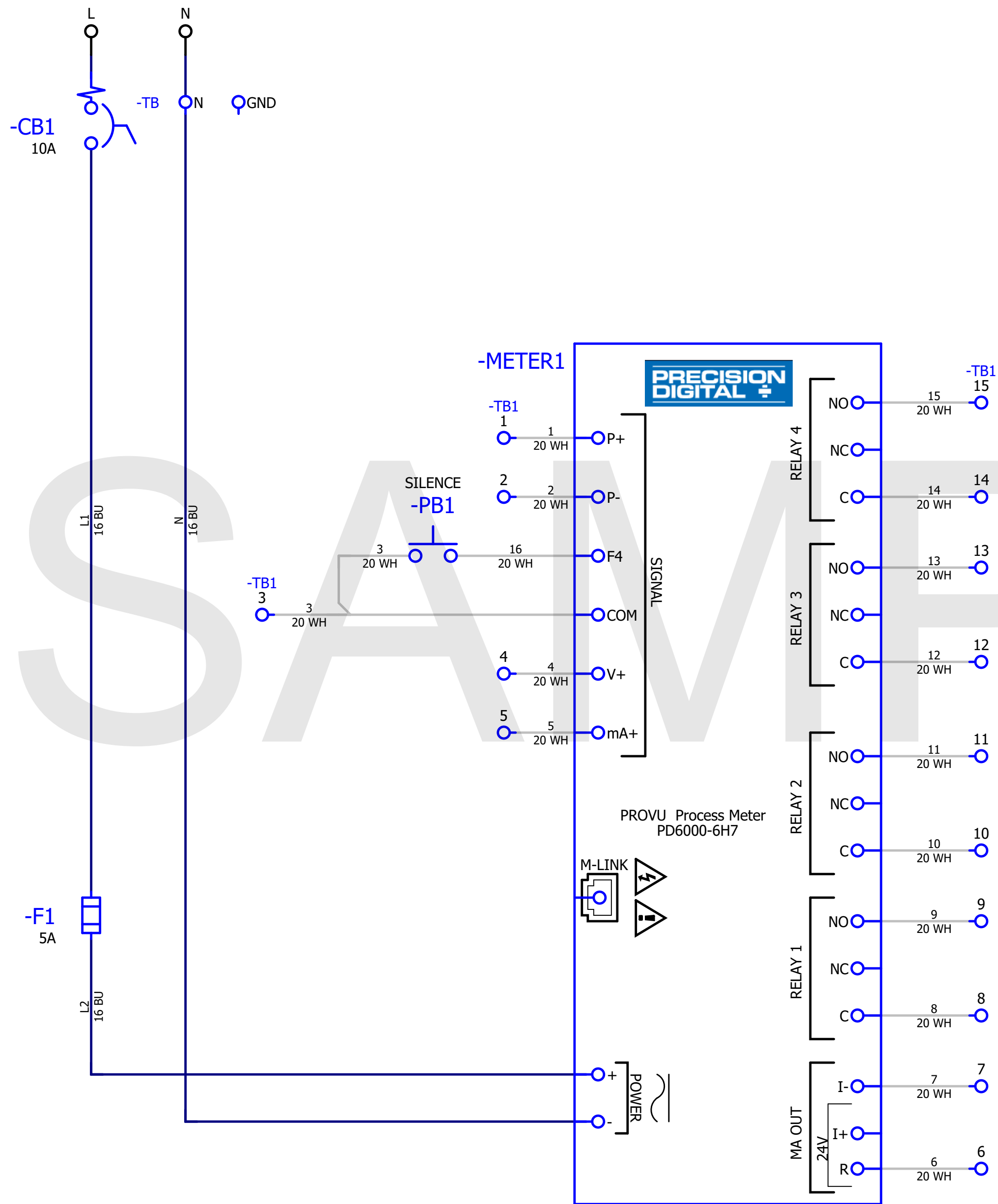
Page	Page Description	Date	Edited By
1	Title Page	05/27/26	SLEONARD
2	Table of Contents	05/29/26	SLEONARD
<b>Electrical Schematic</b>			
3	Internal Panel Wiring	05/29/26	SLEONARD
<b>Panel Layout</b>			
4	Subpanel Layout	05/29/26	SLEONARD
5	External Enclosure Layout	05/29/26	SLEONARD
<b>Bill of Materials</b>			
6	Summarized Parts List	05/29/26	SLEONARD
7	Summarized Parts List	05/29/26	SLEONARD
8	Summarized Parts List	05/29/26	SLEONARD
9	Summarized Parts List	05/29/26	SLEONARD

SAMPLE

<b>Creation Date</b> 04/29/26	<b>Creator Name</b> BSMITH	<b>Specifications:</b> UL508A LISTED CONTROL PANEL Class 1 Control Circuit Incoming Power: 120 VAC 50/60 HZ, 5A Fuse Spec: UL Listed 125/250 VAC 5A Circuit Breaker Spec: UL Listed 240 VAC/48 VDC, 10A, 1-pole, C curve	<b>Installation Requirements:</b> Use only Copper Conductors rated 250V min, 60°C min. Tighten Fuse Terminals to 7 in.-lbs. Tighten Circuit Breaker Terminals to 21 in.-lbs. Tighten GND and N Terminal Blocks to 4.4 in.-lbs. Tighten all other Field Terminals to 3.5 in.-lbs. Use conduit hubs or fittings with the same environmental rating as the enclosure.	<b>Notes:</b>		<b>Project Name</b> PDEA-A1PVA6-PL-000000-H-0	<b>Project Description</b> Process Value Alarm	<b>Document Type</b> Table of contents	<b>Section Page NO.</b> 2 of 2	
<b>Mod. Date</b> 05/29/26	<b>Mod. Name</b> SLEONARD					<b>Drawing Number</b> DWG-PDEA-A1PVA6-PL-000000-H-0	<b>UL Requirement</b> UL508A	<b>Scale</b> 1 : 1	<b>Page Title:</b> Table of Contents	<b>Project Sheet NO.</b> 2 of 9

109  
110  
111  
112  
113  
114  
115  
116  
117  
118  
119  
120  
121  
122  
123  
124  
125  
126  
127  
128  
129  
130  
131  
132  
133  
134  
135  
136  
137  
138  
139

**UL** NOTE:  
MAIN SERVICE DISCONNECT  
MUST BE PROVIDED BY INSTALLER.



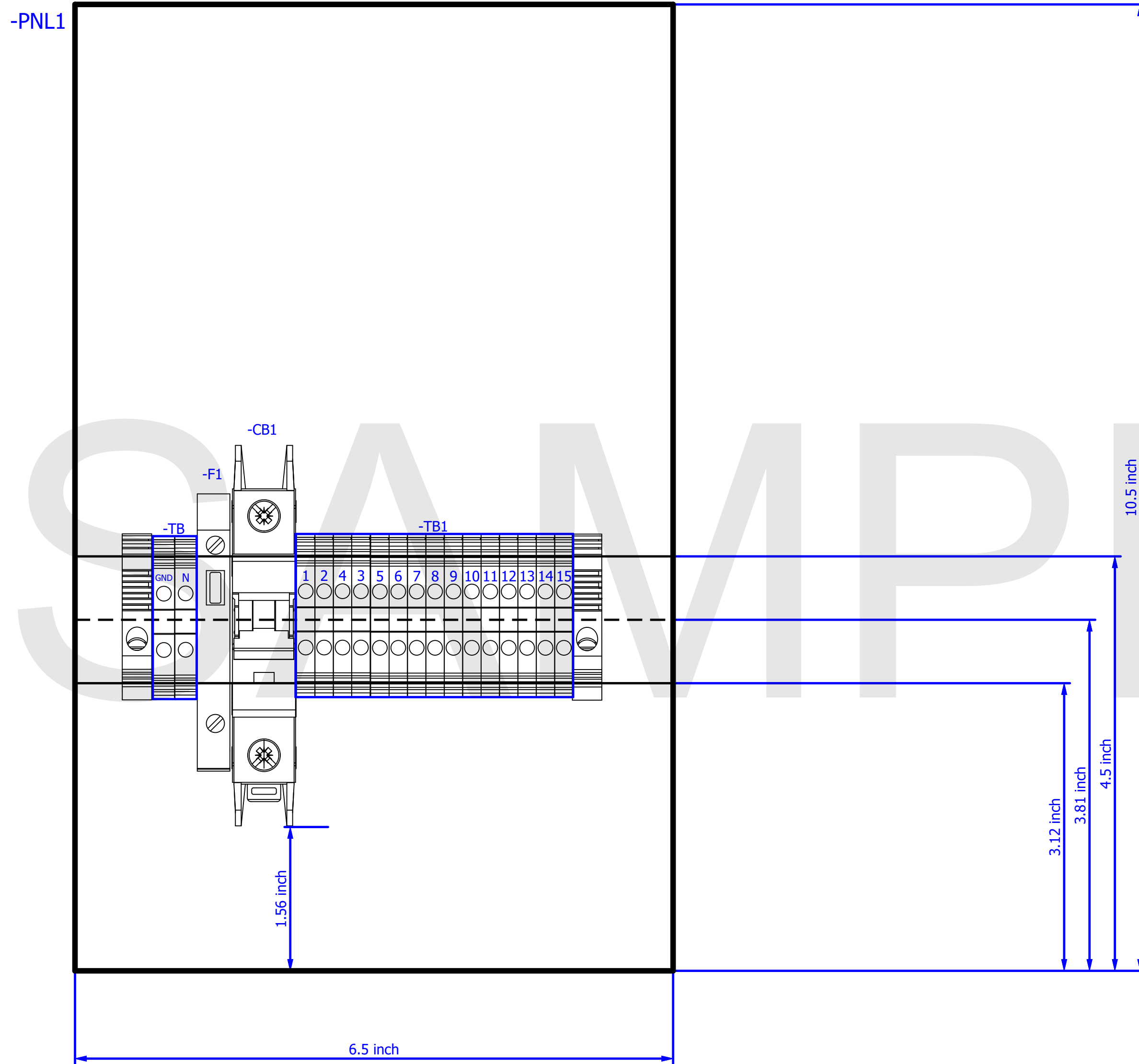
**NOTES**

PANEL TO BEAR  
UL508A LABEL

**UL LISTED** UL508A LISTED CONTROL PANEL  
NOTE:  
Specifications:  
Class 1 Control Circuit  
Incoming Power: 120 VAC 50/60 HZ, 5A  
Fuse Spec: UL Listed 125/250 VAC 5A  
Circuit Breaker Spec:  
UL Listed 240 VAC/48 VDC, 10A, 1-pole, C curve  
  
Installation Requirements:  
Use only Copper Conductors rated 250V min,  
60°C min.  
Tighten Fuse Terminals to 7 in-lbs.  
Tighten Circuit Breaker Terminals to 21 in-lbs.  
Tighten GND and N Terminal Blocks to 4.4 in-lbs.  
Tighten all other Field Terminals to 3.5 in-lbs.  
Use conduit hubs or fittings with the same  
environmental rating as the enclosure.

<b>Creation Date</b> 04/29/26	<b>Creator Name</b> BSMITH	<b>PRECISION DIGITAL</b>	233 South Street Hopkinton, MA 01748 Phone: (508) 655-7300 www.predig.com	<b>Project Name</b> PDEA-A1PVA6-PL-000000-H-0	<b>Project Description</b> Process Value Alarm		<b>Document Type</b> Schematic multi-line	<b>Section Page NO.</b> 1 of 1	
<b>Mod. Date</b> 05/29/26	<b>Mod. Name</b> SLEONARD			<b>Drawing Number</b> DWG-PDEA-A1PVA6-PL-000000-H-0	<b>UL Requirement</b> UL508A	<b>Scale</b> 1 : 1	<b>Page Title:</b> Internal Panel Wiring	<b>Project Sheet NO.</b> 3 of 9	<b>REV.</b> B

NOTES



PANEL TO BEAR  
UL508A LABEL

**UL LISTED** UL508A LISTED CONTROL PANEL

NOTE:  
 Specifications:  
 Class 1 Control Circuit  
 Incoming Power: 120 VAC 50/60 HZ, 5A  
 Fuse Spec: UL Listed 125/250 VAC 5A  
 Circuit Breaker Spec:  
 UL Listed 240 VAC/48 VDC, 10A, 1-pole, C curve  
 Installation Requirements:  
 Use only Copper Conductors rated 250V min, 60°C min.  
 Tighten Fuse Terminals to 7 in-lbs.  
 Tighten Circuit Breaker Terminals to 21 in-lbs.  
 Tighten GND and N Terminal Blocks to 4.4 in-lbs.  
 Tighten all other Field Terminals to 3.5 in-lbs.  
 Use conduit hubs or fittings with the same environmental rating as the enclosure.

Creation Date	Creator Name
04/29/26	BSMITH
Mod. Date	Mod. Name
05/29/26	SLEONARD



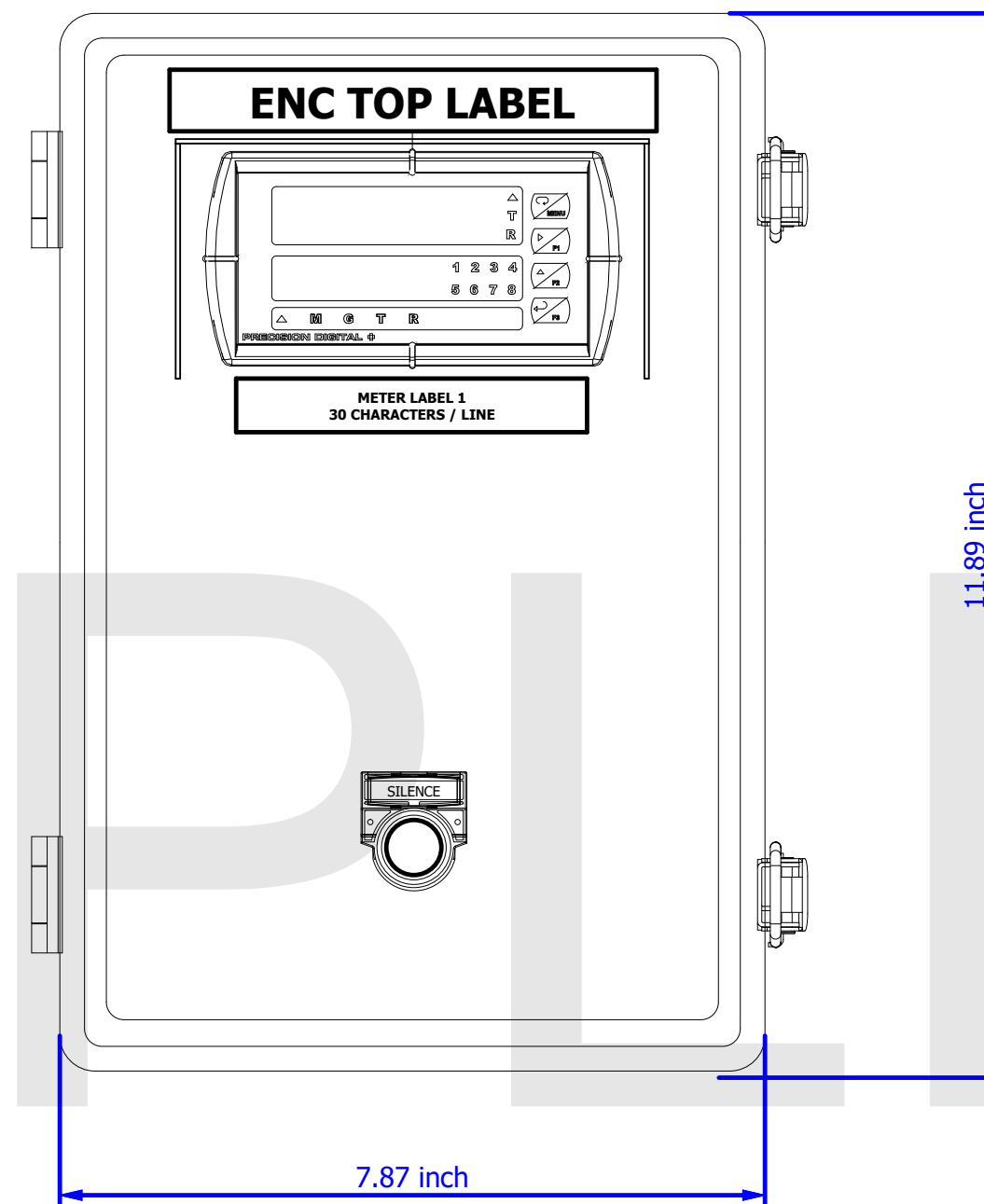
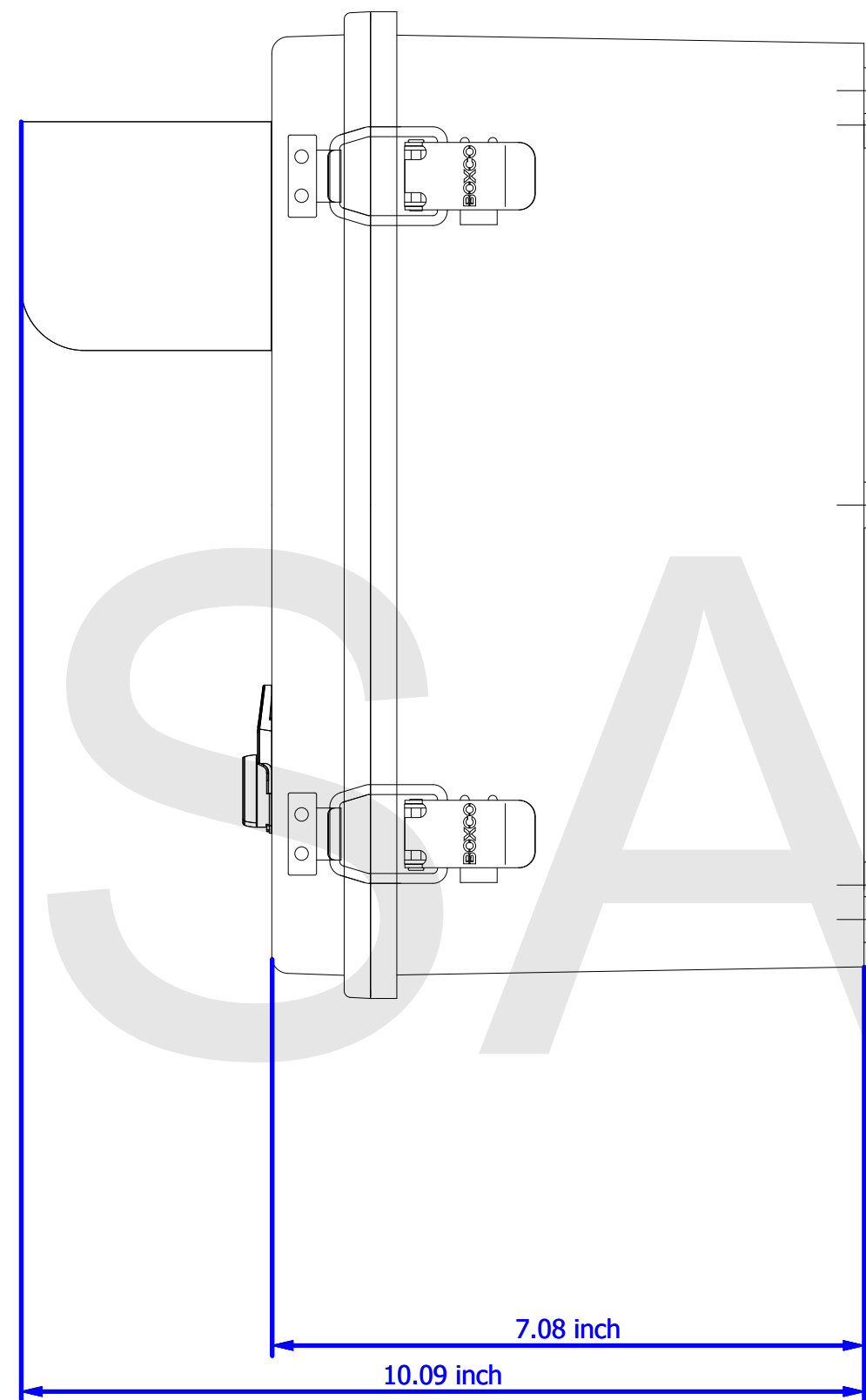
233 South Street  
 Hopkinton, MA 01748  
 Phone: (508) 655-7300  
 www.predig.com

Project Name	Project Description
PDEA-A1PVA6-PL-000000-H-0	Process Value Alarm
Drawing Number	UL Requirement
DWG-PDEA-A1PVA6-PL-000000-H-0	UL508A

Document Type	Scale
Panel layout	1 : 1
Page Title:	Section Page NO.
Subpanel Layout	1 of 2

Project Sheet NO.	REV.
4 of 9	B

NOTES



PANEL TO BEAR  
UL508A LABEL

**UL LISTED** UL508A LISTED CONTROL PANEL

**NOTE:**  
 Specifications:  
 Class 1 Control Circuit  
 Incoming Power: 120 VAC 50/60 HZ, 5A  
 Fuse Spec: UL Listed 125/250 VAC 5A  
 Circuit Breaker Spec:  
 UL Listed 240 VAC/48 VDC, 10A, 1-pole, C curve  
 Installation Requirements:  
 Use only Copper Conductors rated 250V min, 60°C min.  
 Tighten Fuse Terminals to 7 in-lbs.  
 Tighten Circuit Breaker Terminals to 21 in-lbs.  
 Tighten GND and N Terminal Blocks to 4.4 in-lbs.  
 Tighten all other Field Terminals to 3.5 in-lbs.  
 Use conduit hubs or fittings with the same environmental rating as the enclosure.

Creation Date	Creator Name
04/29/26	BSMITH
Mod. Date	Mod. Name
05/29/26	SLEONARD



233 South Street  
 Hopkinton, MA 01748  
 Phone: (508) 655-7300  
[www.predig.com](http://www.predig.com)

Project Name	Project Description
PDEA-A1PVA6-PL-000000-H-0	Process Value Alarm
Drawing Number	UL Requirement
DWG-PDEA-A1PVA6-PL-000000-H-0	UL508A

Document Type	Scale
Panel layout	1 : 2
Page Title:	External Enclosure Layout



















Section Page NO.	Project Sheet NO.	REV.
2 of 2	5 of 9	B

# Summarized Parts List

Precision Digital Corporation

233 South Street



















Hopkinton MA, 01748

Part Number	Quantity	Description	Manufacturer	Document	Picture	Pos.
PD6000-6H7	1	SunBright ProVu Process Meter (85-265 VAC / 90-265 VDC) Input: (1) 0-20 mA, 4-20 mA, 0-5 V, 1-5 V, and ±10 V Outputs: 4 Relays with Interlocking Capability & (1) 24VDC 4-20mA Signal	Precision Digital			1
PDA2301	1	UL Type / NEMA 4X Enclosure Plastic 7.87" by 11.8" by 7.01" (WxHxD)	Precision Digital			2
PDP2303	1	10.5" x 6.5" Plastic Subpanel	Precision Digital			3
PDA18DINSH	1	Stainless Steel Sun Hood for 1/8 DIN Meter 316 Stainless Steel	Precision Digital			4
PDC-ENC-LBL	1	Engraved General Enclosure Label	Precision Digital			5
PDC-METER-LBL	1	Engraved Panel Meter Label	Precision Digital			6
	1	22 mm Black Flush Momentary Black Bezel Pushbutton NEMA 4X	BACO Controls			7
	1	22 mm Plastic Anti-Rotation Ring Button/Switch Accessory	BACO Controls			8
	1	22 mm Black Standard Silence Legend Plate Plastic Insert Button/Switch Accessory	BACO Controls			9

# Summarized Parts List

Precision Digital Corporation

233 South Street  
Hopkinton MA, 01748



















Part Number	Quantity	Description	Manufacturer	Document	Picture	Pos.
	1	3 Position Clip Button/Switch Accessory	BACO Controls			10
	1	1 Normally Open (NO) Screw Terminal Contact Block Button/Switch Accessory	BACO Controls			11
	1	Miniature circuit breaker (MCB), C10/1 pole, NA, labelling	Eaton			12
	1	High voltage 1/4" x 1-1/4" time delay ceramic fuse 500 Vac/250 Vdc Current Rating 5A	Eaton			13
	1	4 sq.mm Fuse Terminal Blocks 35mm DIN Rail Mount Compatible with MDP series fuses	Connectwell Industries			14
	1	End Plate in Grey colour	Connectwell Industries			15
	1	Screw single-level feedthrough terminal block, accepts wire size 26-10 AWG 30A, 35mm DIN rail mount 100kA SCCR w/ correct line side OCP	KONNECT-IT			16
	15	Screw single-level feedthrough terminal block, accepts wire size 26-12 AWG 20A, 35mm DIN rail mount 100kA SCCR w/ correct line side OCP	KONNECT-IT			17
	1	Screw grounding terminal block, accepts wire size 26-10 AWG Green and yellow, 35mm DIN rail mount	KONNECT-IT			18

# Summarized Parts List

Precision Digital Corporation

233 South Street

Hopkinton MA, 01748

Part Number	Quantity	Description	Manufacturer	Document	Picture	Pos.
	1	Single Terminal Block End Cap	KONNECT-IT			19
	1	Terminal Marking Tag 1-50	KONNECT-IT			20
	1	Terminal Marking Tag "GND"	KONNECT-IT			21
	1	Terminal Marking Tag "L"	KONNECT-IT			22
	1	Terminal Marking Tag "N"	KONNECT-IT			23
	2	Screw-down end bracket 8mm Wide	KONNECT-IT			24
	1	Laser Label, 1.5" x 3.375"	Precision Digital			25
	1	Poly Adhesive Pocket	Precision Digital			26
	1	UL Enclosure ICP CULUS Label	Precision Digital			27













SAMPLE

# Summarized Parts List

Precision Digital Corporation

233 South Street

Hopkinton MA, 01748

Part Number	Quantity	Description	Manufacturer	Document	Picture	Pos.
	1	Demo "PDC" Faceplate Label	Precision Digital			28
	1	Vinyl Label 1.5" X 3.375"	Precision Digital			29
	40	Wire Label 13 X 19	Precision Digital			30
	800	1" of 20 AWG Hook-Up Wire 10/30 White 600V	Alpha Wire			31
	200	1" of 16 AWG Hook-Up Wire 26/30 Blue 600V	Alpha Wire			32
	1	6" DIN rail	Precision Digital			33

SAMPLE