

New & Improved Features on PDW Wireless Products





Joe Ryan

VP of Sales & Marketing

Joe brings more than 15 years of process industry experience in the design, support, manufacturing, marketing, and sales of process measurement and control devices. Joe has extensive field and support experience with process displays and controls, and a strong technical background including a bachelor's degree in Electromechanical Engineering and a master's degree in Computer & Electrical Engineering.

Agenda and Takeaways

01

Introduce the New Features and Redesign of the PDW Wireless Products

02

Overview of PDW30 Point-to-Point Wireless Bridge and PDW90 Point to Multi-Point Wireless System

03

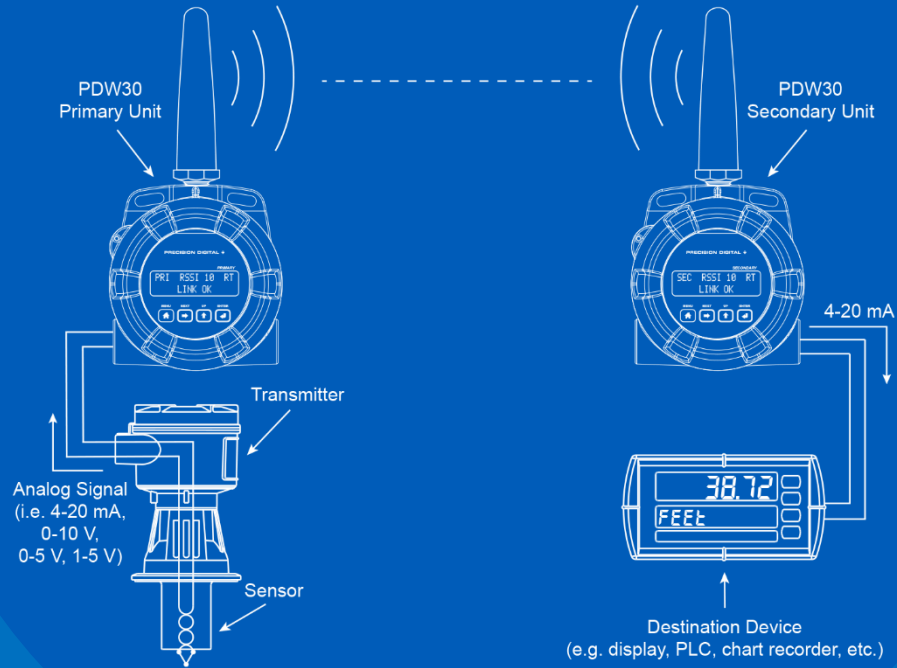
See Examples of How the PDW Wireless Products Work in a Variety of Applications

04

Find Out What Products are Needed for Specific PDW Wireless Systems



PDW30 Point-to-Point Wireless Bridge



PDW30 Point-to-Point Wireless Bridge



Features

- Virtually Plug and Play Right out of Box
- Range: 1 Mile Line-of-Sight Outdoor, 500 Feet Indoor
- Wireless Transmission Between Primary and Secondary Unit of
 - 4-20 mA (Separate Signals Going Both Ways)
 - Discrete (4 Digital I/O Signals Going Both Ways)
 - RS-485 Modbus
- Inputs: 4-20 mA or 0-10 V (1), Discrete/Digital (up to 4), Modbus
- Outputs: 4-20 mA (1), Discrete/Digital (up to 4), Relays (2), Modbus
- Isolated RS-485 Modbus Communications
- PDA10 Signal Strength Survey Tool to "Try Before You Buy"
- Configure Using PDW Manager Software and On-Board USB
- Backlit Display Provides Helpful Input & Output Information
- 9-30 VDC Power

PDW30 Point-to-Point Wireless Bridge



New Features

- Loss of Signal (LoS) Digital Output
- Field Installable Relay Module with Two Form A (SPST) 5A Relays (Available For Both Units)
- CapTouch Through-glass Button Programming
- Larger IP68, NEMA 4X Aluminum & Stainless Steel Enclosures (Plenty of Room for Wiring)
- Operating Temperature Range: -55 To 75°C (-67 To 167°F)

PDW30 New Features



PDW30 New Features

Old PDW Units...
Smaller Enclosure
and Electronics Module
with Exposed PCB Boards



New PDW Units...
Larger Enclosure
and Fully Enclosed
Electronics Module



- No Exposed Electronics or PCBs
- Antenna Securely Mounted

PDW30 New Features

Easy-to-Install Display Module



- Completely Enclosed Display Module
- No Exposed PCBs
- Easy to Remove for Convenient Wiring

Relays Option Module



- Includes Two Form A (SPST) Relays
- Easily Installs in the Base of the Enclosure with Four Provided Screws
- Removable Connector Plugs for Easy Wiring

PDW30 New Features

Aluminum or Stainless Steel



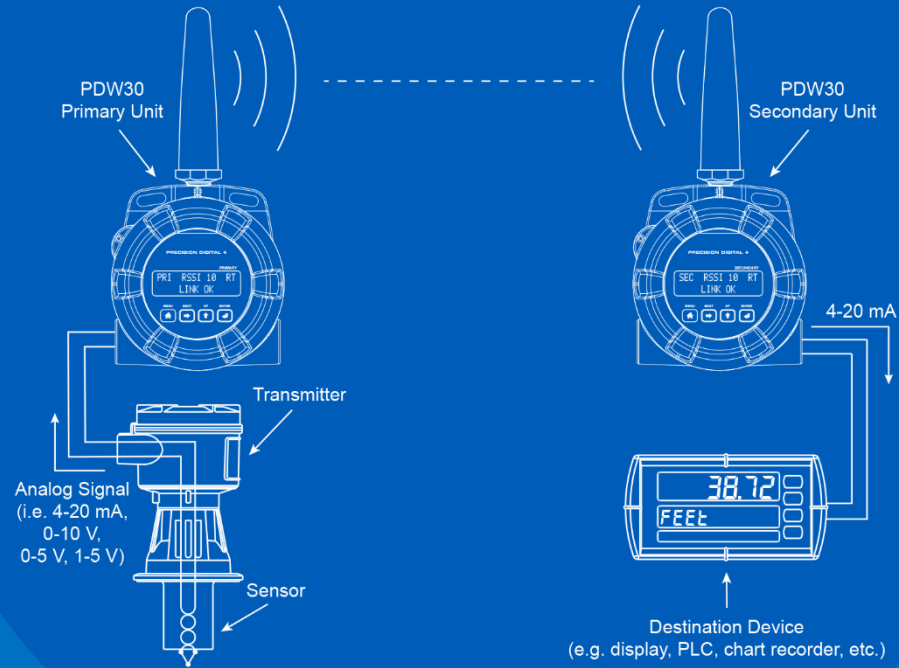
- IP68, NEMA 4X Aluminum or SS Enclosure
- Built-In Flange for Pipe Mounting and More
- -55 To 75°C (-67 To 167°F) Operating Temperature

CapTouch Through-Glass Buttons

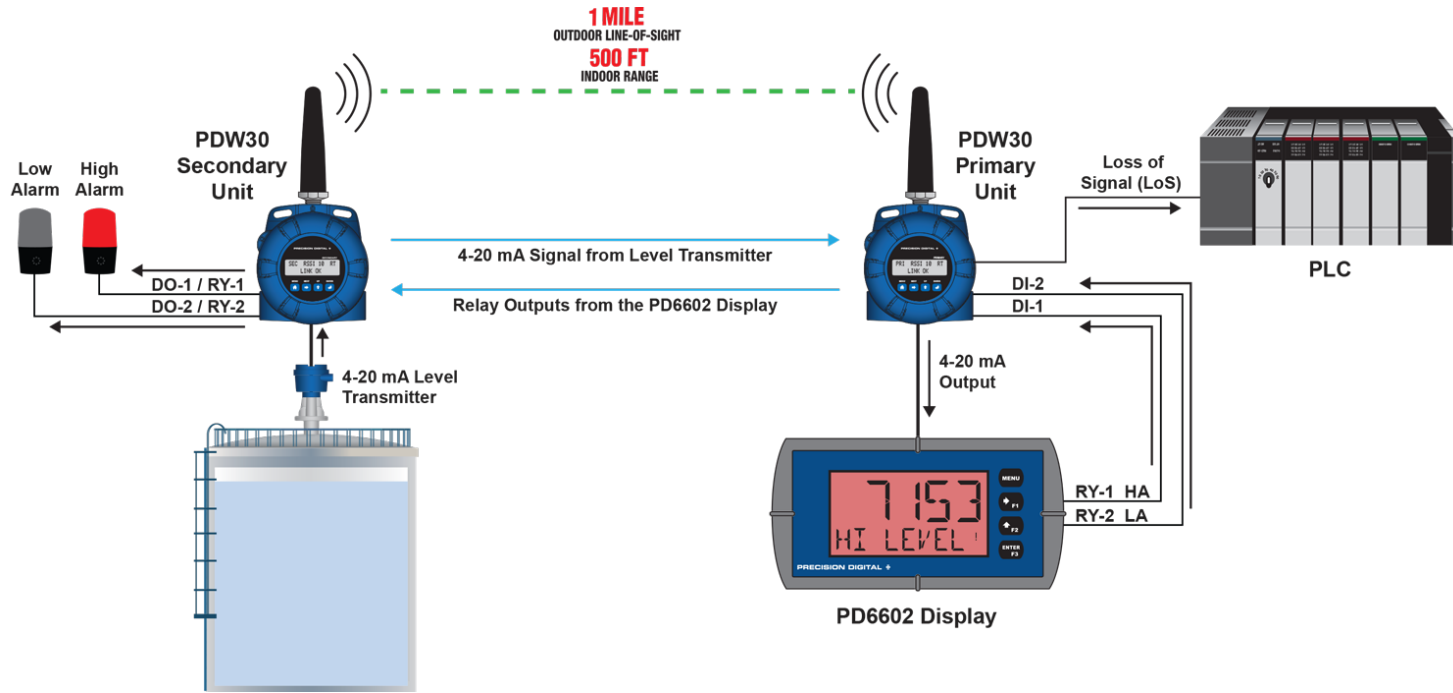


- Operate without Removing Cover
- For Programming Non-Advanced Features
- Works Under Any Lighting Condition

PDW30 Wireless Applications



PDW30 Wireless Applications



Wireless Tank Level Monitoring

PDW30 Wireless Applications

Parts Needed for This System

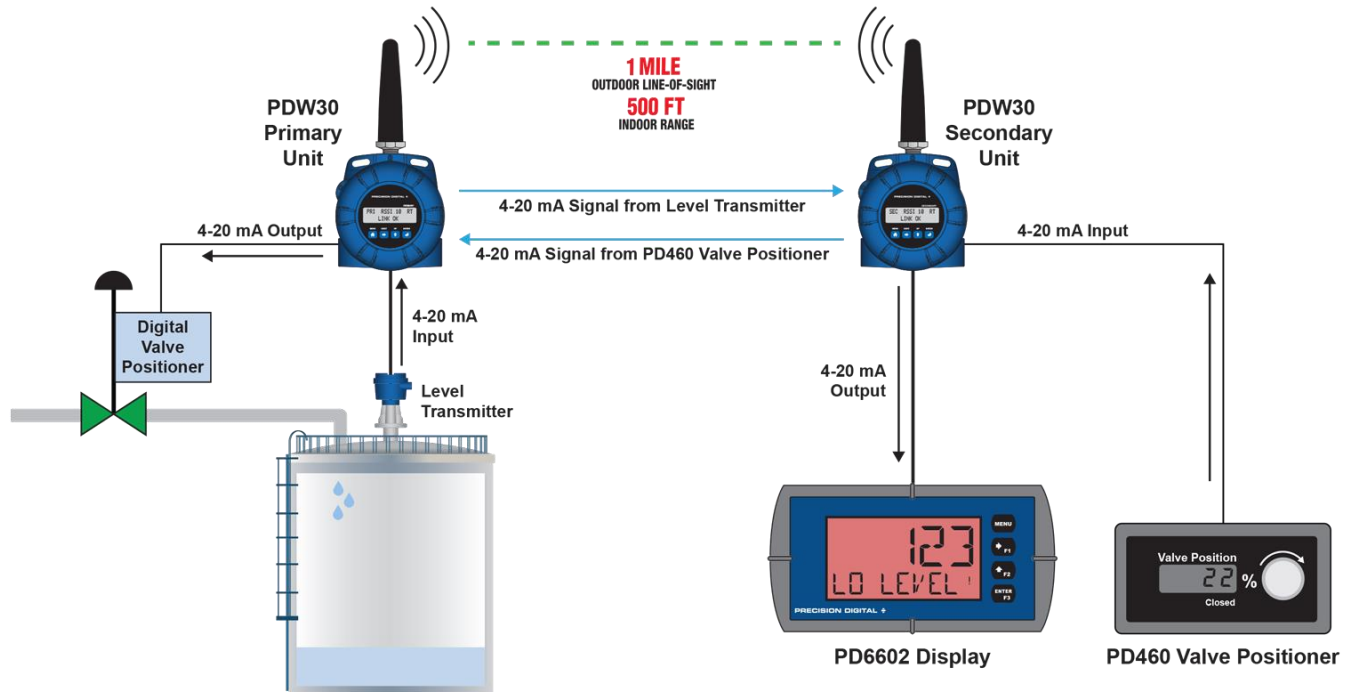
PDW30

Model Number	Qty	Description
PDW30-GP-AL-PAIR	1	PDW30 Point-to-Point Wireless Bridge (Primary and Secondary Units), Aluminum Enclosure
PDWM-2RY	1	Relays Option Module, Two Form A (SPST)

Other Products

Model Number	Qty	Description
PDA-LHR	2	Red Light / Horn
PD6602-L2N	1	1/8 DIN Loop-Powered Digital Panel Meter with Two Relays

PDW30 Wireless Applications



Wireless Remote Valve Control

PDW30 Wireless Applications

Parts Needed for This System

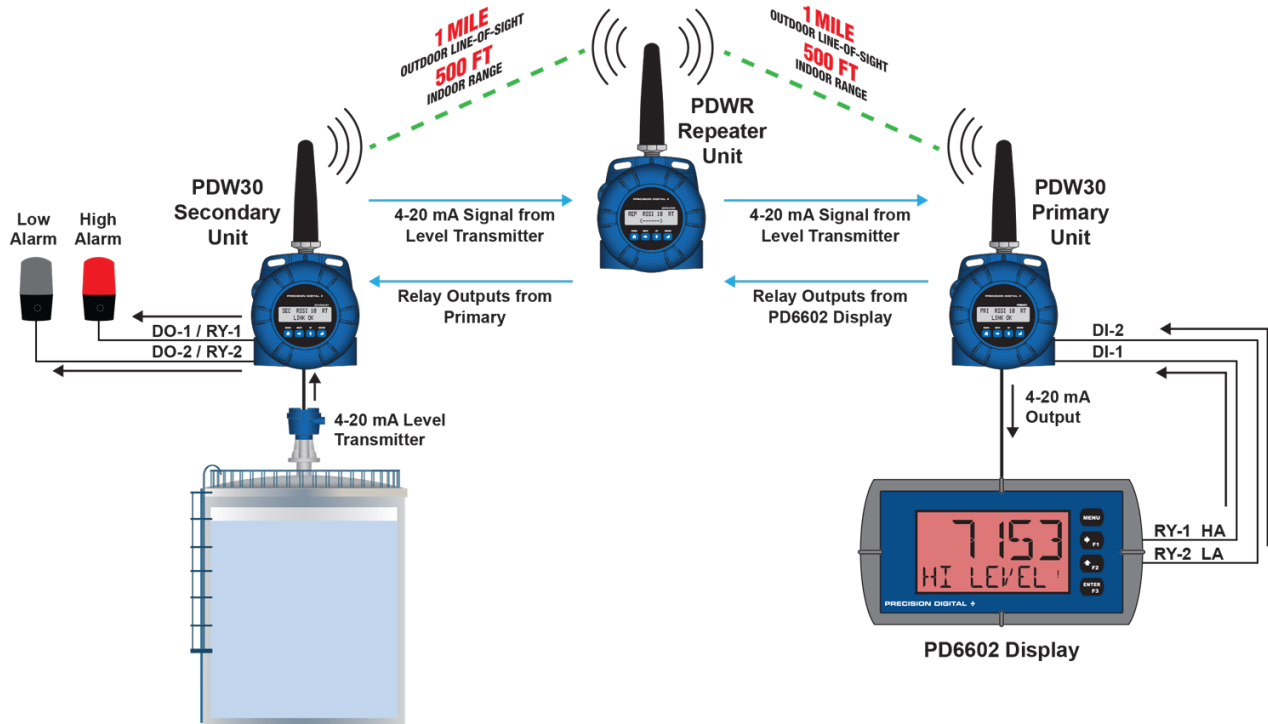
PDW30

Model Number	Qty	Description
PDW30-GP-AL-PAIR	1	PDW30 Point-to-Point Wireless Bridge (Primary and Secondary Units), Aluminum Enclosure

Other Products

Model Number	Qty	Description
PDA-LHR	2	Red Light / Horn
PD6602-L2N	1	1/8 DIN Loop-Powered Digital Panel Meter with Two Relays
PD460	1	Panel Mount 4-20 mA Valve Positioner

PDW30 Wireless Applications



Extending Signal Range with PDWR Repeaters

PDW30 Wireless Applications

Parts Needed for This System

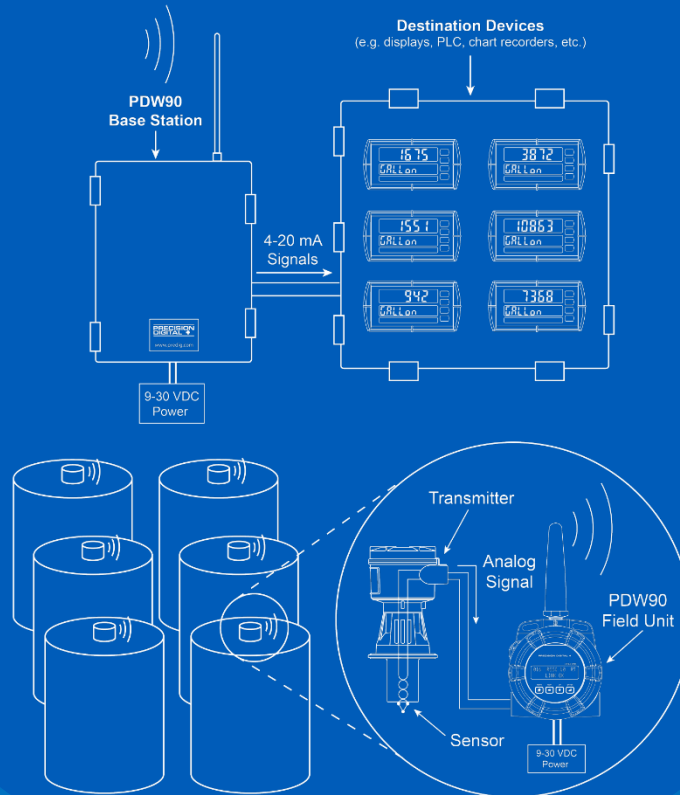
PDW30

Model Number	Qty	Description
PDW30-GP-AL-PAIR	1	PDW30 Point-to-Point Wireless Bridge (Primary and Secondary Units), Aluminum Enclosure
PDWR-GP-AL-REP	1	PDWR Repeater to Extend Wireless Distance, Aluminum Enclosure
PDWM-2RY	1	Relays Option Module, Two Form A (SPST)

Other Products

Model Number	Qty	Description
PDA-LHR	2	Red Light / Horn
PD6602-L2N	1	1/8 DIN Loop-Powered Digital Panel Meter with Two Relays

PDW90 Point to Multi-Point Wireless System



PDW90 Point to Multi-Point Wireless System



Features

- System Consisting of Wireless Base Station & Field Units
- Range: 1 Mile Line-of-Sight Outdoor, 500 Feet Indoor
- Wireless Transmission Between Base Station and Field Unit of
 - 4-20 mA (Separate Signals Going Both Ways)
 - Discrete (4 Digital I/O Signals Going Both Ways)
 - RS-485 Modbus
- Inputs: 4-20 mA or 0-10 V (1), Discrete/Digital (up to 4), Modbus
- Outputs: 4-20 mA (1), Discrete/Digital (up to 4), Relays (2), Modbus
- Base Station I/O Modules for 4-20 mA Inputs, 4-20 mA Outputs, Relay Outputs, Digital I/O
- PDA10 Signal Strength Survey Tool to "Try Before You Buy"
- PDW Manager Software and On-Board USB
- PCBs are Conformal Coated for Dust & Humidity Protection
- Power 9-30 VDC, Base Station and Field Units


PDW90 Point to Multi-Point Wireless System



New Features

- Signal Wire Replacement for Up to 32 4-20 mA Signals
- Base Stations For 2, 6, or 16 Field Installable I/O Modules & Modbus
- Loss of Signal (LoS) Digital Output
- Field Units Available In NEMA 4X Aluminum & Stainless Steel
- Field Unit Operating Temperature Range: -55 To 75°C (-67 To 167°F)

PDW90 New Features



PDW90 New Features

Plastic NEMA 4X Base Stations Available in Three Sizes



- Three Sizes of NEMA 4X Plastic Enclosures
- Hinged Door or Cover Provides Easy Access for Wiring
- Holds up to 2, 6, or 16 I/O Modules

Field Units Available in Aluminum or Stainless Steel



- IP68, NEMA 4X Aluminum or SS Enclosure
- Built-In Flange for Pipe Mounting and More
- -55 To 75°C (-67 To 167°F) Operating Temperature

PDW90 New Features

PDW Manager Programming Software Connected to Base Station



- PDW Manager Software is Required to Program the Base Station
- PC Connects to the Base Station Via USB

Field Unit CapTouch Through-Glass Buttons



- Operate Without Removing Cover
- For Programming Non-Advanced Features
- Works Under Any Lighting Condition


PDW90 New Features

Easy-To-Install Base Station I/O Modules



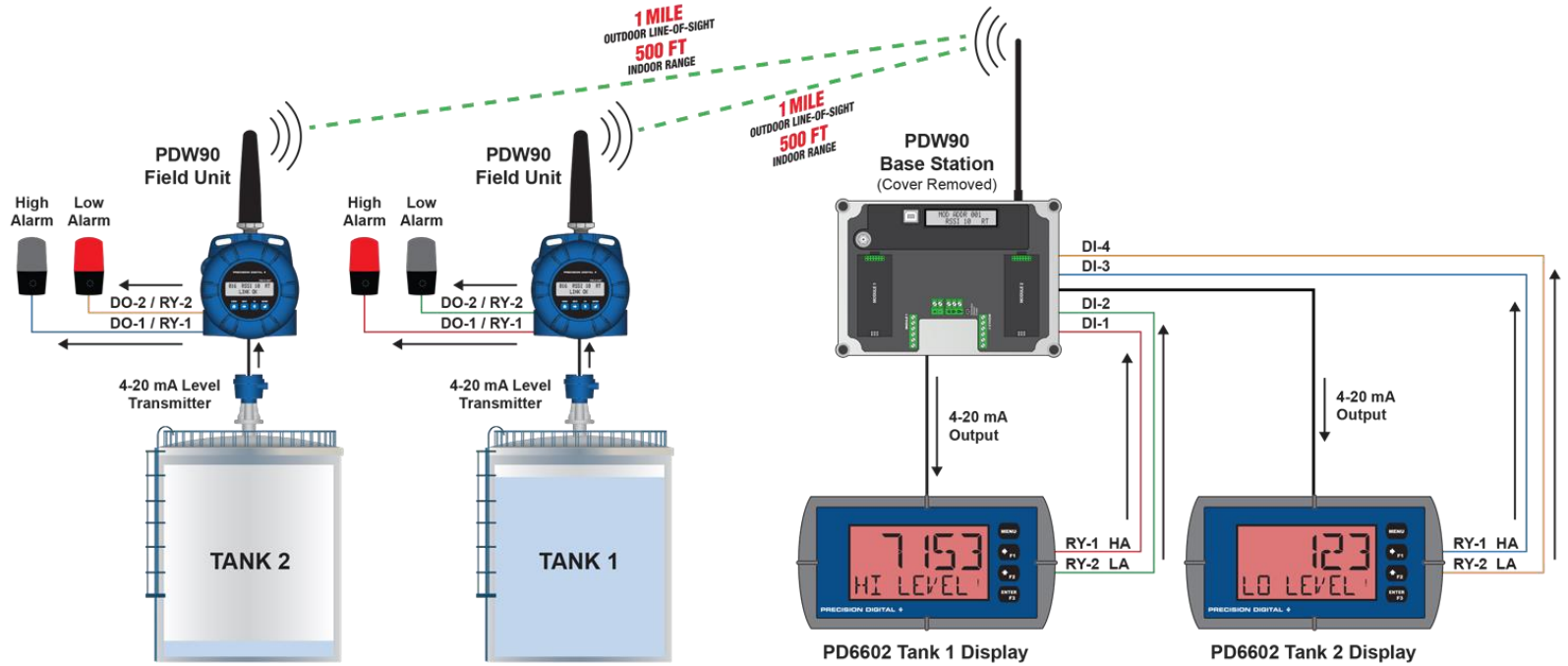
- Adds Functionality to the Wireless System
- Easy-To-Install Modules are Completely Enclosed for Protection
- Dual Analog Inputs, Dual Analog Outputs, Four Digital I/O, And Dual Relay Outputs

Field Unit Relays Option Module



- Includes Two Form A (SPST) Relays
- Easily Installs in the Base of the Enclosure with Four Provided Screws
- Removable Connector Plugs for Easy Wiring

PDW90 Wireless Applications



Wireless Tank Level Monitoring of Two Tanks with Field Alarms

PDW90 Wireless Applications

Parts Needed for This System:

PDW90

Model Number	Qty	Description
PDW90-GP-PL-BASE-02	1	PDW90 Wireless Process Signal Base Station, (2) I/O Slots
PDWM90-BASE-2AO	1	PDW90 Dual Analog Output Base Station Module
PDWM90-BASE-4DI	1	PDW90 Four Digital I/O Base Station Module

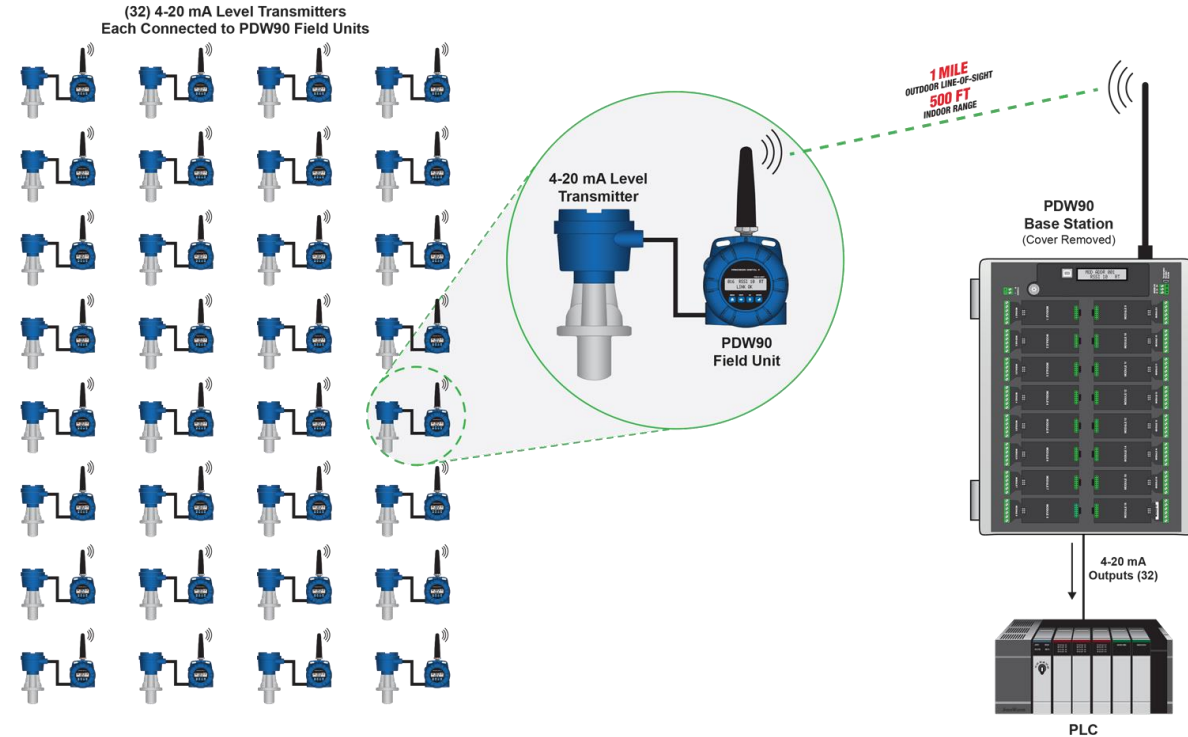
Field Units

Model Number	Qty	Description
PDW90-GP-AL-FIELD	2	PDW90 Wireless Process Signal Field Unit
PDWM-2RY	2	Relays Option Module, Two Form A (SPST)

Other Products

Model Number	Qty	Description
PDA-LHR	4	Red Light / Horn
PD6602-L2N	2	1/8 DIN Loop-Powered Digital Panel Meter with Two Relays

PDW90 Wireless Applications



Wireless Tank Level Monitoring of 32 4-20 mA Transmitters

PDW90 Wireless Applications

Parts Needed for This System

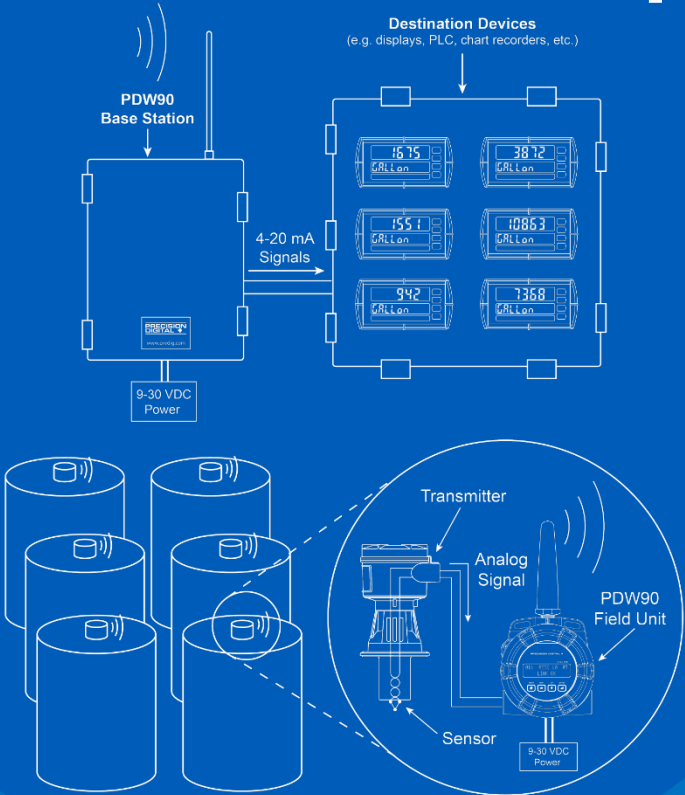
PDW90

Model Number	Qty	Description
PDW90-GP-PL-BASE-16	1	PDW90 Wireless Process Signal Base Station, (16) I/O Slots
PDWM90-BASE-2AO	16	PDW90 Dual Analog Output Base Station Module

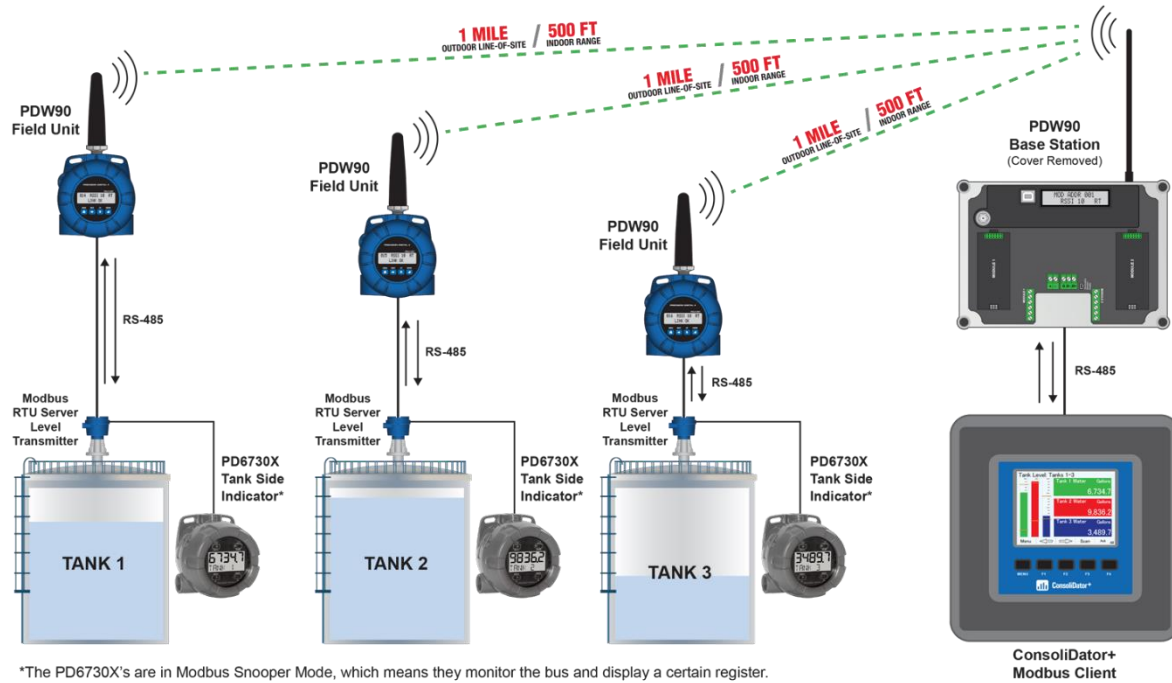
Field Units

Model Number	Qty	Description
PDW90-GP-AL-FIELD	32	PDW90 Wireless Process Signal Field Unit

PDW90 Wireless Modbus Applications



PDW90 Wireless Modbus Applications



Wireless Transmission of Modbus and Outputs

PDW90 Wireless Modbus Applications

Parts Needed for This System:

PDW90

Model Number	Qty	Description
PDW90-GP-PL-BASE-02	1	PDW90 Wireless Process Signal Base Station, (2) I/O Slots

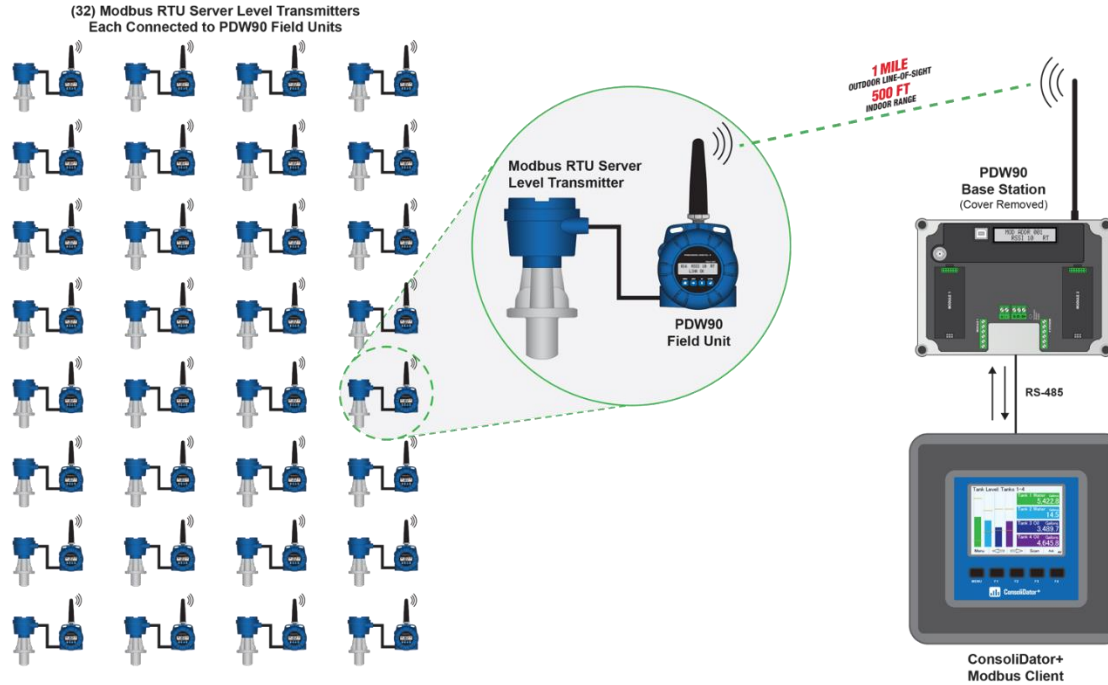
Field Units

Model Number	Qty	Description
PDW90-GP-AL-FIELD	3	PDW90 Wireless Process Signal Field Unit

Other Products

Model Number	Qty	Description
PD9000-GP	1	ConsoliDator+ Multivariable Controller
PD9000-M1	1	Add-On Feature: ConsoliDator+ Modbus Client/Snooper/Spofer
PD6730-AX0-I-2	3	General Purpose Modbus Scanner for Tank Side Level Indication

PDW90 Wireless Modbus Applications



Wireless Tank Level Monitoring of Modbus RTU Server Transmitters

PDW90 Wireless Modbus Applications

Parts Needed for This System:

PDW90

Model Number	Qty	Description
PDW90-GP-PL-BASE-02	1	PDW90 Wireless Process Signal Base Station, (2) I/O Slots (None being used in this application)

Field Units

Model Number	Qty	Description
PDW90-GP-AL-FIELD	32	PDW90 Wireless Process Signal Field Unit

Other Products

Model Number	Qty	Description
PD9000-GP	1	ConsoliDator+ Multivariable Controller
PD9000-M1	1	Add-On Feature: ConsoliDator+ Modbus Client/Snooper/Spoofers

Real Life Modbus Application with PDW Wireless Products



Municipal Wastewater Plant PDW 90 System Example

- 8 desired 4-20 mA signals to bring back to the central building.
- Two different directions from central building.
- 4-20 mA transmitters at sedimentation tanks, digesters, and chemical storage buildings.
- Want 4-20 mA at the central building to go into the SCADA system equipment.
- Other wireless systems installed on site, but never got setup properly!

Real Life Modbus Application using PDW Wireless Products



Installation at Storage Sheds



Installation by Sedimentation Tanks

- Rugged field units mount directly at the transmitter site.
- Each independently ranged to the base station, so can be anywhere related to the base station, within range.
- Antennas mounted high, with LOS to the base station antenna.

Real Life Modbus Application using PDW Wireless Products



Small and Easy to Mount Anywhere



24VDC Power Located Everywhere

- 24 VDC easily sources at the plant
- Convenient field enclosure for easy mounting.
- Standard antennas supplied mounted to the field units.
- Now available in stainless steel for salt water or harsh chemical environments.

Real Life Modbus Application using PDW Wireless Products



PDW Base Station with Remote,
External-to-Building Antenna



4-20 mA Signals Come Out of the Base Station,
Ideal for Existing SCADA Systems

- Installation so successful, going to be expanded to include digesters!
- Entire installation roughly \$1,000 per point.

PDW Wireless Product Accessories



PDWR Wireless Signal Repeater

Key Features

- Improves Signal Strength and Range for PDW Wireless Systems
- Use in PDW30 Point to Point and PDW90 Point to Multi-Point Wireless Systems
- Increase Range an Additional 1 Mile Line-of-Sight, 500 Feet Indoor
- Increases Range of the Analog, Digital I/O and Modbus Signals
- Use CapTouch Through-Glass Buttons to Change Network ID
- Available in Aluminum or Stainless Steel

PDW Wireless Product Accessories



PDWA6963-SS Wireless Pipe Mounting Kit

Key Features

- Mounts PDW Wireless Field Units to 1.5" or 2" Pipes
- Suitable for Horizontal or Vertical Pipes (Two kits needed for horizontal mounting)
- All Necessary Hardware Provided
- 316 Stainless Steel

PDW Wireless Product Accessories



PDWM-2RY Relays Option Module

Key Features

- Available for PDW30 Primary/Secondary Units, PDW30 Field Units, and PDWR Repeater Units
- Includes Two Form A (SPST) Relays
- Easily Installs in the Base of the Enclosure with the Four Provided Screws

PDW Wireless Product Accessories




PDA10 Wireless Surveying Tool Kit

Key Features

- Great for Testing Signal Strength at Desired Location Before Installing
- 1 Mile Outdoor Line-of-sight, 500 Feet Indoors Range
- Convenient, Portable Handheld Unit and Target Unit
- 32-Character Dual-Line Alphanumeric Dot Matrix LCD with Backlight
- Buttons for Cycling Through Network IDs, Repeaters, and Field Units

PDW Wireless Product Accessories




PDWA3900 Yagi High-Gain Directional Antenna

Key Features

- Antennas are Fully Assembled
- All radial elements are secured to the boom with stainless steel hardware to prevent corrosion
- Tuned on a network analyzer for best power match and lowest VSWR
- All antennas ship complete with a mounting kit that includes stainless steel hardware

PDW Wireless Product Accessories



PDWA3100 Antenna Extension Cables
(Yagi antenna and PDW unit sold separately)

Key Features

- Extend distance between PDW30 or PDW90 wireless unit and Yagi antenna
- Available in 20-foot or 40-foot lengths
- Includes antenna coupler, extension cable, coax seal tape, and 3/4" NPT cable gland

PDW Wireless Product Accessories



PDWM Base Station Modules

Key Features

- Completely enclosed modules are easy to Install
- Adds functionality to the PDW90 wireless system
- Can utilize up to 16 modules in PDW90 base station
- Dual analog inputs module
- Dual analog outputs module
- Four digital I/O module
- Dual relays module



Questions?

If you have any questions, then reach out to us.



Joe Ryan
VP of Sales & Marketing
jryan@predig.com